

Proposal for JLab PAC46

Strange Hadron Spectroscopy with Secondary K_L Beam at GlueX

A. Ali¹⁸, M. B. Ali⁴⁷, M. J. Amarian^{45,*†}, E. G. Anassontzis², A. V. Anisovich^{4,48},
 A. Austregesilo³⁰, M. Baalouch⁴⁵, F. Barbosa³⁰, J. Barlow¹³, A. Barnes⁷, E. Barriga¹³,
 M. Bashkanov^{10,†}, A. Bazavov³⁹, T. D. Beattie⁵⁰, R. Bellwied²⁰, V. V. Berdnikov⁸, V. Bernard⁴⁶,
 T. Black⁴², W. Boeglin¹², M. Boer⁸, W. J. Briscoe¹⁴, T. Britton³⁰, W. K. Brooks⁵³, B. E. Cannon¹³,
 N. Cao²², E. Chudakov³⁰, G. Colangelo³, P. L. Cole²¹, S. Cole¹, O. Cortes-Becerra¹⁴, V. Crede¹³,
 M. M. Dalton³⁰, T. Daniels⁴², D. Day⁵⁸, P. Degtyarenko³⁰, A. Deur³⁰, S. Dobbs¹³, G. Dodge⁴⁵,
 A. G. Dolgolenko²⁷, M. Döring^{14,30}, M. Dugger¹, R. Dzhygadlo¹⁸, S. Eidelman^{5,44}, R. Edwards³⁰,
 H. Egiyan³⁰, A. Ernst¹³, A. Eskandarian¹⁴, P. Eugenio¹³, C. Fanelli³⁶, S. Fegan¹⁴, A. Filippi²⁵,
 A. M. Foda⁵⁰, J. Frye²³, S. Furletov³⁰, L. Gan⁴², A. Gasparyan⁴¹, G. Gavalian³⁰,
 M. Gauzshtein^{54,55}, N. Gevorgyan⁶¹, C. Gleason²³, D. I. Glazier¹⁷, J. Goity^{30,19},
 V. S. Goryachev²⁷, K. Götzen¹⁸, A. Goncalves¹³, L. Guo¹², H. Haberkorn¹⁴,
 M. Hadžimehmedović⁵⁷, H. Hakobyan⁵³, A. Hamdi¹⁸, S. Han⁶⁰, J. Hardin³⁶, A. Hayrapetyan¹⁶,
 G. M. Huber⁵⁰, A. Hurley⁵⁹, C. E. Hyde⁴⁵, T. Horn⁸, D. G. Ireland¹⁷, M. Ito³⁰, R. Jaffe³⁶,
 N. Jarvis⁷, R. T. Jones⁹, V. Kakoyan⁶¹, G. Kalicy⁸, M. Kamel¹², C. D. Keith³⁰, C. W. Kim¹⁴,
 F. J. Klein¹⁴, B. Z. Kopeliovich⁵³, C. Kourkouveli², G. Krafft³⁰, S. Kuleshov⁵³, I. Kuznetsov^{54,55},
 A. B. Laptsev³³, I. Larin³⁵, D. Lawrence³⁰, D. I. Lersch¹³, H. Leutwyler³, M. Levillain⁴¹, H. Li⁷,
 W. Li⁵⁹, K. Livingston¹⁷, B. Liu²², G. J. Lolos⁵⁰, V. E. Lyubovitskij^{56,54,55,53}, D. Mack³⁰,
 M. Mai¹⁴, D. M. Manley³¹, M. Mazouz⁴⁷, H. Marukyan⁶¹, V. Mathieu³⁰, M. Matveev⁴⁸,
 V. Matveev²⁷, M. McCaughan³⁰, W. McGinley⁷, M. McCracken⁷, J. McIntyre⁹,
 U.-G. Meißner^{4,29}, C. A. Meyer⁷, R. Miskimen³⁵, R. E. Mitchell²³, F. Mokaya⁹, V. Mokeev³⁰,
 C. Morningstar⁷, B. Moussallam⁴⁶, F. Nerling¹⁸, K. Nakayama¹⁵, Y. Oh³², R. Omerović⁵⁷,
 H. Osmanović⁵⁷, A. Ostrovidov¹³, Z. Papandreou⁵⁰, K. Park³⁰, E. Pasyuk³⁰, M. Patsyuk³⁶,
 P. Pauli¹⁷, R. Pedroni⁴¹, J. R. Pelaez³⁴, L. Pentchev³⁰, K. J. Peters¹⁸, W. Phelps¹⁴, A. Pilloni³⁰,
 E. Pooser³⁰, J. W. Price⁶, N. Qin⁴³, J. Reinhold¹², D. Richards³⁰, D.-O. Riska¹¹, B. Ritchie¹,
 J. Ritman^{51,28,†}, L. Robison⁴³, A. Rodas³⁴, D. Romanov³⁷, C. Romero⁵³, J. Ruiz de Elvira³,
 H.-Y. Ryu⁴⁹, C. Salgado⁴⁰, E. Santopinto²⁴, A. V. Sarantsev^{4,48}, T. Satogata³⁰, A. M. Schertz⁵⁹,
 R. A. Schumacher⁷, C. Schwarz¹⁸, J. Schwiening¹⁸, A. Yu. Semenov⁵⁰, I. A. Semenova⁵⁰,
 K. K. Seth⁴³, X. Shen²², M. R. Shepherd²³, E. S. Smith³⁰, D. I. Sober⁸, D. Sokhan¹⁷, A. Somov³⁰,
 S. Somov³⁷, O. Soto⁵³, M. Staib⁷, J. Stahov⁵⁷, J. R. Stevens^{59,†}, I. I. Strakovsky^{14,†}, A. Švarc⁵²,
 A. Szczepaniak^{23,30}, V. Tarasov²⁷, S. Taylor³⁰, A. Teymurazyan⁵⁰, A. Trabelsi⁴⁷, G. Vasileiadis²,
 D. Watts¹⁰, D. Werthmüller¹⁷, T. Whitlatch³⁰, N. Wickramaarachchi⁴⁵, M. Williams³⁶,
 B. Wojtsekhowski³⁰, R. L. Workman¹⁴, T. Xiao⁴³, Y. Yang³⁶, N. Zachariou¹⁰, J. Zarlring²³,
 J. Zhang⁵⁸, Z. Zhang⁶⁰, G. Zhao²², B. Zou²⁶, Q. Zhou²², X. Zhou⁶⁰, B. Zihlmann³⁰

- ¹ Arizona State University (ASU), Tempe, AZ 85287, USA
- ² National and Kapodistrian University of Athens, Athens 15771, Greece
- ³ University of Bern, CH-3012 Bern, Switzerland
- ⁴ Helmholtz-Institut für Strahlen- und Kernphysik, Universität Bonn, Bonn 53115, Germany
- ⁵ Budker Institute of Nuclear Physics SB RAS, Novosibirsk 630090, Russia
- ⁶ California State University, Dominguez Hills, Carson, CA 90747, USA
- ⁷ Carnegie Mellon University (CMU), Pittsburgh, PA 15213, USA
- ⁸ The Catholic University of America (CUA), Washington, DC 20064, USA
- ⁹ University of Connecticut, Storrs, CO 06269, USA
- ¹⁰ University of Edinburgh, Edinburgh EH9 3FD, United Kingdom
- ¹¹ Finnish Society of Science and Letters, Helsinki 00130, Finland
- ¹² Florida International University (FIU), Miami, FL 33199, USA
- ¹³ Florida State University (FSU), Tallahassee, FL 32306, USA
- ¹⁴ The George Washington University (GW), Washington, DC 20052, USA
- ¹⁵ University of Georgia (UGA), Athens, GA 30602, USA
- ¹⁶ Justus Liebig-University of Giessen, Giessen 35392, Germany
- ¹⁷ University of Glasgow, Glasgow G12 8QQ, United Kingdom
- ¹⁸ GSI Helmholtzzentrum für Schwerionenforschung GmbH, Darmstadt 64291, Germany
- ¹⁹ Hampton University, Hampton, VA 23668, USA
- ²⁰ University of Houston, Houston, TX 77204, USA
- ²¹ Lamar University, Beaumont, TX 77710, USA
- ²² Institute of High Energy Physics, CAS, Beijing Shi, 100049, People's Republic of China
- ²³ Indiana University (IU), Bloomington, IN 47403, USA
- ²⁴ I.N.F.N. Sezione di Genova, Genova 16146, Italy
- ²⁵ I.N.F.N. Sezione di Torino, Torino 10125, Italy
- ²⁶ Institute of Theoretical Physics, CAS, Beijing 100190, People's Republic of China
- ²⁷ National Research Centre "Kurchatov Institute", Institute for Theoretical and Experimental Physics (ITEP), Moscow 117218, Russia
- ²⁸ Institute für Kernphysik & Jülich Center für Hadron Physics, Jülich 52425, Germany
- ²⁹ Institute for Advanced Simulation, Institut für Kernphysik and Jülich Center for Hadron Physics, Jülich 52425, Germany
- ³⁰ Thomas Jefferson National Accelerator Facility (JLab), Newport News, VA 23606, USA
- ³¹ Kent State University (KSU), Kent, OH 44242, USA
- ³² Kyungpook National University, Daegu 702-701, Republic of Korea
- ³³ Los Alamos National Laboratory (LANL), Los Alamos, NM 87545, USA
- ³⁴ Universidad Complutense de Madrid, 28040 Madrid, Spain
- ³⁵ University of Massachusetts, Amherst, MA 01003, USA
- ³⁶ Massachusetts Institute of Technology (MIT), Cambridge, MA 02139, USA
- ³⁷ National Research Nuclear University Moscow Engineering Physics Institute (MEPhI), Moscow 115409, Russia
- ³⁸ Instituto de Ciencias Nucleares, Universidad Nacional Autonoma de Mexico, Ciudad de Mexico 04510, Mexico
- ³⁹ Michigan State University (MSU), East Lansing, MI 48824, USA
- ⁴⁰ Norfolk State University, Norfolk, VA 23504, USA
- ⁴¹ North Carolina A&T State University (N.C.A&T), Greensboro, NC 27411, USA

- ⁴² University of North Carolina at Wilmington (UNCW), Wilmington, NC 28403, USA
⁴³ Northwestern University, Evanston, IL 60208, USA
⁴⁴ Novosibirsk State University, Novosibirsk 630090, Russia
⁴⁵ Old Dominion University (ODU), Norfolk, VA 23529, USA
⁴⁶ Universite Paris-Sud 11, 91400 Orsay, France
⁴⁷ University of Tunis El-Manar, Tunis 1068, Tunisia
⁴⁸ National Research Centre “Kurchatov Institute”, Petersburg Nuclear Physics Institute (PNPI), Gatchina 188300, Russia
⁴⁹ Pusan National University, Busan 46241, Republic of Korea
⁵⁰ University of Regina (UR), Regina, SA S4S 0A2, Canada
⁵¹ Institut für Experimentalphysik I - Ruhr-Universität, Bochum 44780, Germany
⁵² Rudjer Bošković Institute, Zagreb 10002, Croatia
⁵³ Universidad Técnica Federico Santa María, Casilla 110-V Valparaíso, Chile
⁵⁴ Tomsk State University, Tomsk 634050, Russia
⁵⁵ Tomsk Polytechnic University, Tomsk 634050, Russia
⁵⁶ Institute of Theoretical Physics, University of Tübingen, Tübingen 72076, Germany
⁵⁷ University of Tuzla, Tuzla 75000, Bosnia and Herzegovina
⁵⁸ University of Virginia (UVa), Charlottesville, VA 22904, USA
⁵⁹ College of William and Mary (W&M), Williamsburg, VA 23185, USA
⁶⁰ Wuhan University, Wuhan, Hubei 430072, People’s Republic of China
⁶¹ A. I. Alikhanian National Science Laboratory (Yerevan Physics Institute (YerPhi)), Yerevan 0036, Armenia
* Contact Person: mamaryan@odu.edu
† Spokesperson

(The GLUEX Collaboration)

Abstract

We propose to create a secondary beam of neutral kaons at Hall D at Jefferson Lab to be used with the GlueX experimental setup for strange hadron spectroscopy. The superior CEBAF electron beam will enable a flux on the order of $1 \times 10^4 K_L/s$, which exceeds the flux of that previously attained at SLAC by three orders of magnitude. This will allow a broad range of measurements that will correspondingly improve the statistics of earlier data obtained on a hydrogen target likewise by three orders of magnitude. The use of a deuteron target will provide first measurements ever with neutral kaons on neutrons.

The experiment will measure both differential cross sections and self-analyzed polarizations of the produced Λ , Σ , Ξ , and Ω hyperons using the GlueX detector at the Jefferson Lab Hall D. The measurements will span $\text{CM } \cos \theta$ from -0.95 to 0.95 in the range $W = 1490 \text{ MeV}$ to 2500 MeV . The new data will significantly constrain the partial wave analyses and reduce model-dependent uncertainties in the extraction of the properties and pole positions of the strange hyperon resonances, and establish the orbitally excited multiplets in the spectra of the Ξ and Ω hyperons. Comparison with the corresponding multiplets in the spectra of the charm and bottom hyperons will illuminate the approach to heavy flavor symmetry and the accuracy of QCD based calculations.

The proposed facility will have a defining impact in the strange meson sector through measurements of the final state $K\pi$ system up to 2 GeV invariant mass. This will allow the determination of pole positions and widths of all $K^*(K\pi)$ P-wave resonances and finally settle the question of the existence or nonexistence of scalar meson $\kappa(800)$ and subsequently of the low-lying scalar nonet in general.

Contents

1	Executive Summary	1
2	Scope of the Proposal	2
3	The Case for Strange Hyperon Spectroscopy	4
3.1	Heavy Quark Symmetry and the Hyperons	4
3.2	The $\Lambda(1405)1/2^- - \Lambda(1520)3/2^-$ Doublet	5
3.3	The Low-Lying Positive-Parity Resonances	6
3.4	The Negative-Parity Hyperon Resonances	6
3.5	Summary for the Case	7
4	Strange Hadrons from the Lattice	8
5	The Interest of the RHIC/LHC Community in Excited Hyperon Measurements	10
6	Previous Measurements for Hyperons	13
7	Phenomenology / Partial-Wave Analysis	14
7.1	KN and $\bar{K}N$ Final States	15
7.2	$\pi\Lambda$ Final States	16
7.3	$\pi\Sigma$ Final States	18
7.4	$K\Xi$ Final States	18
7.5	Excited $S = -2$ and $S = -3$ baryons	19
7.6	Summary for PWA	20
8	Theory for "Neutron" Target Measurements	21
9	πK Scattering Amplitudes and Strange Meson Resonances	24
9.1	Note on the Strange Meson Spectrum	24
9.2	Strange Exotics	24
9.3	Status of πK Scattering Measurements	26

9.4	Theory	28
10	Proposed KL Beam Facility	29
10.1	K_L Beam at Hall D	29
10.1.1	Beamline Delivery for Secondary K_L Beam	31
10.1.2	Compact Photon Source: Conceptual Design	33
10.1.3	Be Target Assembly: Conceptual Design	35
10.1.4	K_L Flux Monitor	36
10.1.5	K_L Beam Parameters	39
10.2	LH ₂ /LD ₂ Cryogenic Target for Neutral Kaon Beam at Hall D	47
11	Expected Results and Beam Time Requirements	49
11.1	Simulations and Reconstruction of Various Channels using GlueX Detector	49
11.2	Expected results in Hyperon Spectroscopy	50
11.2.1	$K_L p \rightarrow K_S p$ Reaction	50
11.2.2	$K_L p \rightarrow \pi^+ \Lambda$ Reaction	51
11.2.3	Cascade Reactions on Proton and Neutron Targets: $K_L p \rightarrow K^+ \Xi^0$ and $K_L n \rightarrow K^+ \Xi^-$	52
11.2.4	$K_L p \rightarrow K^+ n$ Reaction	59
11.2.5	Expectations for Λ^* and Σ^* Spectroscopy via a $\pi^+ p$ PWA	61
11.3	Expected results in Strange Meson Spectroscopy	64
11.3.1	Reaction $K_L p \rightarrow K^- \pi^+ p$	64
11.3.2	Simulation Study of $K_L p \rightarrow K^{*0}(892) p \rightarrow K^+ \pi^- p$	65
11.3.3	$K^*(892)$ Production in KLF	68
11.3.4	Impact on P -Wave Phase-Shift Study	68
11.3.5	$K\pi$ S -Wave and Kappa Investigation	70
11.4	Expected Statistical Accuracy	77
12	Summary and Beam Time Request	78
13	Appendix A1: Analysis of Three-Body Final States	81

14 Appendix A2: Determination of Pole Positions	82
15 Appendix A3: Statistics Tools for Spectroscopy of Strange Resonances	85
15.1 Minimizing Resonance Content	85
15.2 Goodness-of-Fit Tests	87
15.3 Representation of Results	87
16 Appendix A4: Neutron and Gamma Background	87
17 Appendix A5: Details of Monte Carlo Study	92
17.1 Particle Identification	92
17.1.1 Details of MC study for $K_{LP} \rightarrow K_{Sp}$	93
17.1.2 Details of MC study for $K_{LP} \rightarrow \pi^+\Lambda$	95
17.1.3 Details of MC study for $K_{LP} \rightarrow K^+\Xi^0$	97
17.1.4 Details of MC study for $K_{LP} \rightarrow K^+n$	101
18 Appendix A6: Details of Monte Carlo Study for $K_{LP} \rightarrow K^{*0}(892)p \rightarrow K^+\pi^-p$	105
19 Appendix A7: Current Hadronic Projects	110
19.1 Hyperon Projects	110
19.1.1 Project X, USA	110
19.1.2 J-PARC, Japan	111
19.1.3 Belle, Japan	112
19.1.4 BaBar, USA	112
19.1.5 \overline{P} ANDA, Germany	112
19.1.6 COMPASS, CERN	112
20 Appendix A8: Additional Physics Potential with a K_L Beam	113

1 Executive Summary

We propose to establish a secondary K_L beamline at JLab Hall D for scattering experiments on both proton and neutron (for the first time) targets in order to determine the differential cross sections and the self-polarization of strange hyperons with the GlueX detector to enable precise partial wave analysis (PWA) in order to determine all the resonances up to 2500 MeV in the spectra of the Λ , Σ , Ξ , and Ω hyperons.

In addition, this facility provides a unique environment to study strange meson spectroscopy through the $K\pi$ interaction, to locate the pole positions in the S - and P -waves for the $I = 1/2$ and $3/2$ channels. The experiment will settle the still open issue of the existence or non-existence of the low lying strange scalar meson $\kappa(800)$.

The K_L beam will be generated by directing a high energy, high intensity photon beam onto a Be-target upstream of the GlueX detector. The flux of the K_L beam will be $\sim 1 \times 10^4$ K_L/s on a liquid hydrogen/deuterium (LH_2/LD_2) cryogenic target within the GlueX detector, which has a large acceptance with coverage of both charged and neutral particles. This flux will allow statistics in the case of the hydrogen target to exceed that of earlier experiments by almost three orders of magnitude. The main components of the experimental setup are the Compact Photon Source, the Be-target assembly with a beam plug, and sweeping magnet.

The physics case for the experiments is aligned with the *2015 Long Range Plan for Nuclear Science* [1]: “...a better understanding of the role of strange quarks became an important priority”. Knowledge of the hyperon spectra is an important component for this. The empirical knowledge of the low lying spectra of the Λ and Σ hyperons remains very poor in comparison with that of the nucleon, and in the case of the Ξ hyperons extremely poor. The structure of these hyperon resonances cannot be understood without empirical determination of their pole positions and decays, which is one of the goals of the proposed experiments. The determination of the strange hyperon spectra in combination with the current measurements of the spectra of the charm and beauty hyperons at the LHCb experiment at CERN should allow a clear understanding of soft QCD matter and the approach to heavy quark symmetry.

As the first stage of the GlueX program the focus will be on two-body and quasi-two-body reactions: elastic $K_L p \rightarrow K_S p$ and charge-exchange $K_L p \rightarrow K^+ n$ reactions, then on two-body reactions producing $S = -1$ ($S = -2$) hyperons as $K_L p \rightarrow \pi^+ \Lambda$, $K_L p \rightarrow \pi^+ \Sigma^0$, and $K_L p \rightarrow \pi^0 \Sigma^+$ ($K_L p \rightarrow K^+ \Xi^0$), as well as three body $K_L p \rightarrow K^+ K^+ \Omega^-$.

A coupled channel PWA of the GlueX data will be performed in parallel with an analysis of the data from the J-PARC K^- measurements, when available. The best fit will determine the partial wave amplitudes and the resonance pole positions, residues and Breit-Wigner (BW) parameters. These will provide a benchmark for results of forthcoming QCD lattice calculations and lead to the desired understanding of the structure of the strange hyperons.

Our timeline is to begin K_L beam experiments at the completion of the current GlueX physics program.

2 Scope of the Proposal

The nature of QCD confinement continues to provide a challenge to our understanding of soft QCD. Experimental investigation of the baryon spectrum provides the obvious avenue to understand QCD in this region since the location and properties of the excited states depend on the confining interaction and the relevant degrees of freedom of hadrons.

Through analyses of decades worth of data, from both hadronic and electromagnetic (EM) scattering experiments, numerous baryon resonances have been observed, many of which with masses, widths, and quantum numbers fully determined. There are 109 baryons in the PDG2016 listings, but only 58 of them with 4* or 3* quality [2]. Many more states are predicted by quark models (QMs). For example, in the case of $SU(6)_F \times O(3)$ symmetry, 434 resonances would be required, if all partly revealed multiplets were completed (three 70-plets and four 56-plets).

The light and strange quarks can be arranged in six baryonic families, N^* , Δ^* , Λ^* , Σ^* , Ξ^* , and Ω^* . The possible number of members in a family is not arbitrary [3]. Under the $SU(3)_F$ symmetry these are the octet: N^* , Λ^* , and Σ^* , and the decuplet: Δ^* , Σ^* , Ξ^* , and Ω^* . The number of experimentally identified resonances in each baryon family in PDG2016 summary tables is 17 N^* , 24 Δ^* , 14 Λ^* , 12 Σ^* , 7 Ξ^* , and 2 Ω^* . Constituent QMs, for instance, predict the existence of no fewer than 64 N^* and 22 Δ^* states with masses less than 3 GeV. The “missing-states” problem [4] is obvious from these numbers. To complete $SU(3)_F$ multiplets, one needs no fewer than 17 Λ^* s, 41 Σ^* s, 41 Ξ^* s, and 24 Ω^* s.

If these “missing resonances” exist, they have either eluded detection or have produced only weak signals in the existing data sets. The search for those resonances provides a most natural motivation for future measurements at Jefferson Lab. As stated in the *2015 Long Range Plan for Nuclear Science* [1]: *For many years, there were both theoretical and experimental reasons to believe that the strange sea-quarks might play a significant role in the nucleon’s structure; a better understanding of the role of strange quarks became an important priority.*

The JLab 12 GeV energy upgrade, with the new Hall D, provides an ideal tool for extensive studies of both non-strange and, specifically, strange baryon resonances [5, 6]. Our plan is to take advantage of the existing high-quality photon beamline and the experimental area in the Hall D complex at Jefferson Lab to deliver a beam of K_L particles onto a LH_2/LD_2 within the GlueX detector. The recently constructed GlueX detector is a large-acceptance spectrometer with good coverage for both charged and neutral particles that can be adapted to this purpose. Obviously, a K_L beam facility with good momentum resolution is crucial for providing the data needed to identify and characterize the properties of hyperon resonances. The masses and widths of the lowest Λ and Σ baryons were determined mainly with kaon beam experiments in the 1970s [2]. The first determinations of the pole position in the complex-energy plane for a hyperon, for instance, for the $\Lambda(1520)3/2^-$, have been made only recently [7]. An intense K_L beam would open a new window of opportunity, not only to locate “missing resonances”, but also to establish their properties by studying different decay channels systematically.

A recent white paper, dedicated to the physics with meson beams and endorsed by a broad physics community, summarized unresolved issues in hadron physics, and outlined the vast opportuni-

ties and advances that only become possible with a “secondary beam facility” [8]. The Hall D GlueX K-long Facility (KLF) measurements will allow studies of very poorly known multiplets of Λ^* , Σ^* , Ξ^* , and even Ω^* hyperons with unprecedented statistical precision. These measurements also have the potential to observe dozens of predicted (but heretofore unobserved) states and to establish the quantum numbers of already observed hyperon resonances listed in PDG2016 [2]. Interesting puzzles exist for PDG-listed excited hyperons that do not fit into any of the low-lying excited multiplets, and these need to be further revisited and investigated. Excited Ξ s, for instance, are very poorly known. Establishing and discovering new states is important, in particular, for determination of the multiplet structure of excited baryons.

We have organized four Workshops: *Physics with Neutral Kaon Beam at JLab* (KL2016) (February 2016) [9], *Excited Hyperons in QCD Thermodynamics at Freeze-Out* (YSTAR2016) (November 2016) [10], *New Opportunities with High-Intensity Photon Sources* (HIPS2017) (February 2017) [11], and *Pion-Kaon Interactions* (PKI2018) (February 2018) [12]. They were dedicated to the physics of hyperons produced by the neutral kaon beam. The KL2016 Workshop [13] followed our LoI-12-15-001 [14] to help address the comments made by PAC43 and to prepare the full proposal for PAC45 [15]. The proposed GlueX KLF program is complementary, for instance, to the CLAS12 baryon spectroscopy experiments [16, 17] and would operate at Hall D for several years. The YSTAR2016 Workshop [18] was a successor to the recent KL2016 Workshop and considered the influence of possible “missing” hyperon resonances on QCD thermodynamics, on freeze-out in heavy ion collisions and in the early universe, and in spectroscopy. Then, the HIPS2017 Workshop [19] aimed at producing an optimized photon source concept with potential increase of scientific output at Jefferson Lab, and at refining the science for hadron physics experiments benefitting from such a high-intensity photon source. Finally, the PKI2018 Workshop is dedicated to the physics of strange mesons produced by the neutral kaon beam [20].

Additionally, the proposed facility will also have great impact in the strange meson sector by measurements of the final-state $K\pi$ system from threshold up to 2 GeV in invariant mass to establish and improve on pole positions and widths of all $K^*(K\pi)$ P -wave states and the S -wave scalar mesons $K_0^*(800)$ or $\kappa(800)$. In particular, the $\kappa(800)$ meson has been under discussion for decades and still remains to be unequivocally confirmed with corresponding quantum numbers by detailed phase-shift analysis with high statistics data [21, 22]. A detailed study of the $K\pi$ system is required to extract the so-called $K\pi$ vector and scalar form factors that are to be compared with $\tau \rightarrow K\pi\nu_\tau$ decay and can be used to constrain the V_{us} Cabibbo-Kobayashi-Maskawa (CKM) matrix element as well as to be used in testing CP violation in decays of heavy B and D mesons into $K\pi\pi$ final states.

The proposal is organized in the following manner. We give an executive summary in Sec. 1 and the scope of the proposal in Sec. 2. Then the case of hyperon spectroscopy is given in Sec. 3 while hyperons in lattice studies are presented in Sec. 4. An overview of the interest of the RHIC/LHC community in hyperon measurements is summarized in Sec. 5. The short overview of previous bubble chamber measurements is given in Sec. 6. Partial-wave phenomenology is considered, in Sec. 7 and theory for the “neutron” target in Sec. 8. A short overview for strange meson spectroscopy is given in Sec. 9. Our proposed KL beam facility is reported in Sec. 10. It describes a beam delivery for secondary KL beam, compact photon source, K_L production and K_L beam properties, start counter resolution, measurements of K_L flux, and cryogenic target description.

Expected results and beam time requirements are described in Sec. 11 while summary and a beam time request is given in Sec. 12. The Appendices contain many technical details for our proposal: Analysis of three-body final states in Appendix A1 13, determination of pole positions in Appendix A2 14, statistics tools for spectroscopy of strange resonances in Appendix A3 15, neutron and gamma background in Appendix A4 16, details of Monte Carlo study in Appendix A5 17 and in Appendix A6 18, current hadronic projects in Appendix A7 19, and additional physics potential with a K_L Beam Appendix in A8 20.

3 The Case for Strange Hyperon Spectroscopy

The present experimental knowledge of the spectra of the strange hyperons remains remarkably incomplete, despite the fact that the ground states of the strange hyperons have been known since the 1960s. In the case of the Λ hyperon resonance spectrum, only the lowest negative-parity doublet and the positive parity singlet are well established, even though the structure of these resonances remains under discussion. In the case of the Σ and Ξ hyperons, only the lowest decuplet resonance states $\Sigma(1385)$ and $\Xi(1530)$ are well established.

The masses of the lowest positive-parity resonances in the spectrum of the Λ and Σ hyperons, the $\Lambda(1600)$ and $\Sigma(1660)$ are experimentally known, but their structure is not. In the case of the Ξ hyperon, the lowest positive-parity resonance remains unobserved.

To settle the nature of the hyperon resonances, their main decay modes have to be determined by experiment. A clear example of how the decay modes can settle the structure of the resonances is provided by the decay widths of the decuplets $\Delta(1232)$, $\Sigma(1385)$, and $\Xi(1530)$. The ratio of these decay widths is 13:4:1, whereas if they were simple three-quark states, with 3, 2, and 1 light quarks each, the ratio should be 9:4:1. A comparison of these ratios indicates that the $\Sigma(1385)$ and $\Xi(1530)$ appear to be three-quark states, while the $\Delta(1232)$ is more complex and formed by a three-quark core with a surrounding meson (or multiquark) cloud. This conclusion is well supported by extensive theoretical calculations [23, 24].

3.1 Heavy Quark Symmetry and the Hyperons

Heavy quark symmetry [25] provides a powerful tool for analyzing the structure of hyperons with heavy flavor quarks to those with strange quarks. Heavy quark symmetry follows from the fact that the strength of quark spin-orbit couplings scale with the inverse of the constituent mass. In the case of the hyperons this implies that the spin-orbit splittings in the hyperon spectra decrease with increasing quark mass. In the case of hyperons with light and heavy quarks this implies that the heavy quark spin decouples from those of the light quarks. Heavy quark symmetry suggests, that the ratio of the sizes of such spin-orbit splittings in the corresponding multiplets in the spectra of the strange, charm and beauty hyperons should approximately correspond to the ratio of the inverses of the corresponding constituent quark (or approximately) meson (K, D, B) masses: 10.7:2.8:1. Where the spin-orbit splittings conform to this scaling law the implication is that the structure of the corresponding hyperon resonances in the different flavor sectors are very similar, and where

not, their structures are anomalous and more complex.

This tool will be the more accurate, the heavier the constituent masses and for those hyperons, which have less light-flavor quarks. Given this it shall be exceptionally interesting to compare the spin-orbit splittings between the Cascade hyperons in the different flavor sectors, once these are determined experimentally. Hitherto the comparable splittings are only known for the lowest negative parity doublets in the strange, charm and beauty hyperon spectra, with two light-flavor and only one single heavy quark, however. This argument is strongest in the case of the resonance spectrum of the Ξ and Ω hyperons, once better known, and when corresponding resonances can be detected for the corresponding charm and beauty hyperons.

In the case of those lowest energy flavor-singlet $1/2^- - 3/2^-$ parity doublets in the strange, charm and bottom hyperon spectra: $\Lambda(1405) - \Lambda(1520)$, $\Lambda_c(2595) - \Lambda_c(2625)$, $\Xi_c(2790) - \Xi_c(2815)$, and $\Lambda_b(5912) - \Lambda_b(5920)$ [2] the ratio between the splittings in these three doublets are 14.4:3.7:3.1:1. These ratios agree qualitatively and within 30 % with the corresponding inverse ratios of the K , D , and B meson masses: 10.7:2.8:1. As these resonances all contain one light quark pair the latter is what one should expect from the gradual approach to heavy-quark symmetry with increasing meson (or constituent quark) mass if the quark structure of these three multiplets is similar. This pattern is also consistent with the large N_C limit of QCD.

The determination of the energies and quantum numbers of the $S = -2$ Cascade resonances beyond the $\Xi(1530)$ should have high priority, especially when the LHC_b experiment at CERN [26] may be expected do similar determination for double charm resonances. This is *a fortiori* the case for the spectrum of the Ω hyperons.

3.2 The $\Lambda(1405)1/2^- - \Lambda(1520)3/2^-$ Doublet

In the simplest constituent quark model, the most natural – and the oldest – interpretation, is that the $\Lambda(1405)1/2^- - \Lambda(1520)3/2^-$ doublet is a low-lying flavor singlet of three quarks (uds). Dynamical versions of this model, with two-body interactions between the quarks can describe the low mean energy of this multiplet, but not the 115 MeV splitting between them. This has led to suggestions that there may even be two different $1/2^-$ states – one dynamical low $\bar{K}N$ resonance at 1405 MeV, and an unresolved higher state close to 1520 MeV [27]. If so, it is high time that the “missing” $1/2^-$ higher-energy state be empirically identified. This problem may indicate that the $\Lambda(1405)$ has a more complex multi-quark structure. This issue is tested in modern theoretical approaches, including constraints from unitarity and chiral symmetry. A two pole structure of $\Lambda(1405)$ was indeed found in Ref. [28]. The narrow pole lies slightly below $\bar{K}N$ threshold, and is fixed by the scattering data rather well, see Ref. [29] for the comparison of different modern coupled-channel approaches. However, the position of the second pole is determined less precisely, and may lie much further below $\bar{K}N$ threshold and deeper in the complex plane. Recent photoproduction data on $\pi\Sigma$ by CLAS [30] may be used to reduce the theoretical ambiguity on this (second) pole of $\Lambda(1405)$ as demonstrated in Ref. [31]. Modern lattice QCD (LQCD) calculations also support the view that its structure is a $\bar{K}N$ state [32, 33]. In Skyrme’s topological soliton model for the baryons, the low-lying $\Lambda(1405)$ state also appears naturally as a mainly 5-quark state [34, 35]. That model is consistent with QCD in the large color number (N_C) limit. Lattice

calculations based on the sequential Bayesian do however indicate that the multiplet may have a mainly 3-quark structure [36].

3.3 The Low-Lying Positive-Parity Resonances

In the spectra of the nucleon and the Λ and Σ hyperons, the lowest positive-parity resonances all lie below the lowest negative-parity multiplets except for the flavor singlet doublet $\Lambda(1405)1/2^- - \Lambda(1520)3/2^-$. This reversal of normal ordering cannot be achieved in the constituent quark model with purely color-spin dependent quark interactions. These low-lying positive-parity resonances are the $N(1440)$, $\Lambda(1600)$, and the $\Sigma(1660) 1/2^+$ states. Their low masses do however appear naturally, if the interactions between the quarks are flavor dependent [37].

Present day LQCD calculations have not yet converged on whether these low-lying states can be described as having a mainly three-quark structure [36, 38]. This may reflect that there is a collective nature in the quark content of these resonances. As an example Skyrme's topological soliton model for the baryons, which represents one version of the large N_C limit of QCD, describes these low-lying states as collective vibrational states.

In the spectrum of the Ξ , the $\Xi(1690)$ may be such a $1/2^+$ state as well, although the quantum numbers of that state are yet to be determined.

In the corresponding decuplet spectra, a similar low-lying positive-parity state has so far only been definitely identified in the $\Delta(1232)$ spectrum: namely, the $\Delta(1600)3/2^+$. The $\Sigma(1840)3/2^+$ resonance very likely represents the corresponding positive-parity Σ^* state. It should be important to identify the corresponding $3/2^+$ state in the spectrum of the Ξ^* .

It is of course very probable that corresponding low-lying positive-parity states will be found in the spectra of the Λ_c and Λ_b hyperons, given the fact that they have low-lying negative-parity states akin to those of the Λ hyperon as described above. The experimental identification of those is an important task. Even if the still tentative resonance $\Lambda_c(2765)$ turns out to be a $1/2^+$ state, its energy appears to be too high for being the equivalent of the $\Lambda(1600)$ in the charm hyperon spectrum.

In the spectrum of the Σ_c , the decuplet state $\Sigma_c(2520)$ is well established. The tentative resonance $\Sigma_c(2800)$ may, should it turn out to be a $1/2^+$ state, correspond to the $\Sigma(1660)$ in the strange hyperon spectrum.

3.4 The Negative-Parity Hyperon Resonances

In the spectrum of the nucleon, two well-separated groups of negative-parity resonances appear above the $1/2^+$ state $N(1440)$. In the three-quark model, the symmetry of the lowest energy group is $[21]_{FS}[21]_F[21]_S$; i.e., it has mixed flavor (F) and spin (S) symmetry as well as mixed flavor-spin (FS) symmetry [37, 39]. This group consists of the $N(1535)1/2^-$ and the $N(1520)3/2^-$ resonances. There is a direct correspondence in the $\Lambda(1670)1/2^-$ and the $\Lambda(1690)3/2^-$ resonances. There is also a repeat of this group in the spectrum of the Σ hyperon in the two resonances $\Sigma(1620)1/2^-$ (tentative) and $\Sigma(1670)3/2^-$.

These spin $1/2^-$ and $3/2^-$ states in the spectrum of the nucleon have intriguing decay patterns. The $N(1535)$ resonance has a large (32–52 %) decay branch to ηN , even though its energy lies very close to the ηN threshold. This pattern repeats in the case of the $\Lambda(1670)$, which also has a substantial (10–25 %) decay branch to the corresponding $\eta\Lambda$ state, even though it lies even closer to the threshold for that decay. As the still uncertain $\Sigma(1620)1/2^-$ resonance is located almost exactly at the threshold for $\eta\Sigma$, there is naturally no signal for an $\eta\Sigma$ decay from it. The ratio of the η decay widths of the $N(1535)$ and the $\Lambda(1670)$ is about 6:1, which suggests that the η decay might involve a pair of quarks rather than a single constituent quark as in the π decay of the decuplet resonances.

In the spectrum of the Ξ hyperon, none of the hitherto determined negative-parity multiplets is complete. The state $\Xi(1820)3/2^-$ may be the analog in the Ξ spectrum of the states $N(1520)$, $\Lambda(1670)$, and $\Sigma(1670)$. It should be important to identify the lowest $1/2^-$ resonance in the Ξ spectrum. If that resonance lacks an η decay branch, it would demonstrate that the η decay of the $1/2^-$ resonances in the spectra of the nucleon, Λ and Σ involves two quarks.

It should also be important to determine whether the uncertain “bumps” referred to in the Particle Data Tables labelled $\Sigma(1480)$, $\Sigma(1560)$, and $\Xi(1620)$ represent true resonances [2].

About 120 MeV above the $1/2^- - 3/2^-$ pair of nucleon resonances $N(1535)$ and $N(1520)$, the nucleon spectrum has three negative-parity resonances close in energy to one another. This multiplet is formed of the $N(1650)1/2^-$, $N(1700)3/2^-$, and $N(1675)5/2^-$ resonances. In the three-quark model the symmetry configuration of these states are $[21]_{FS}[21]_F[21]_S$; i.e., their spin configuration is completely symmetric.

The analogs in the spectrum of the Λ of the first and last of these nucleon resonances are the $\Lambda(1800)1/2^-$ and the $\Lambda(1830)5/2^-$ resonances. This correspondence remains uncertain, however, because the missing $3/2^-$ state in this Λ resonance multiplet has not yet been identified.

A common feature of all the $1/2^-$ resonances in these multiplets is their substantial η decay branch.

Our present knowledge of the spectrum of the Ξ hyperons remains too incomplete to identify any member of the negative-parity multiplet with the symmetry structure $[21]_{FS}[21]_F[21]_S$.

3.5 Summary for the Case

This overview shows that the present empirical knowledge of the spectrum of the strange hyperons remains remarkably incomplete. As a consequence, the quark structure of even the lowest-energy resonances remains uncertain. Only an experimental determination of the lowest-energy positive- and negative-parity hyperon resonances and their decay branches would settle the main open issues.

In the spectrum of the Λ hyperon, there remains a question of the existence of a $1/2^-$ partner to the $\Lambda(1520)3/2^-$ resonance. In addition, it should be important to search for the missing $\Lambda 3/2^-$ resonance near 1700 MeV. Equally important would be the search for the apparently “missing” $3/2^-$ state near 1750 MeV in the spectrum of the Σ hyperon.

The present knowledge of the spectrum of the Σ hyperons remains too incomplete to identify any

member of the corresponding negative-parity multiplet formed of $1/2^-$, $3/2^-$, and $5/2^-$ resonances.

It should also be important to determine, whether the uncertain “bumps” referred to in the Particle Data Tables labelled $\Sigma(1480)$, $\Sigma(1560)$, and $\Sigma(1620)$ represent true resonances [2].

Finally the determination of the spectrum of the strange cascade hyperon should be given high priority. This spectrum remains very poorly known. As these hyperon resonances contain only one light-flavor quark the scalings implied by heavy quark symmetry would provide a tool to predict the splittings in the corresponding spectra of the double charm and beauty hyperons.

4 Strange Hadrons from the Lattice

Our knowledge of the excited-state spectrum of QCD through the solution of the theory on a Euclidean-space lattice has undergone tremendous advances over the past several year. What we characterize as excited states are resonances that are unstable under the strong interaction, and their properties are encapsulated in momentum-dependent scattering amplitudes.

The methodology for obtaining momentum-dependent phase shifts for elastic scattering from the shifts in energy levels on a Euclidean lattice at finite volume was provided many years ago [40] and extended to systems in motion [41], but its implementation for QCD remained computationally elusive until recently. A combination of theoretical, algorithmic, and computational advances has changed this situation dramatically, notably in the case of mesons. There have been several lattice calculations of the momentum-dependent phase shift of the ρ mesons [42–48]. This has now been extended to $K\pi$ scattering [49] in both P - and S -wave.

The formulation to extract amplitude information has been extended to the coupled-channel case [50–58], and applied to the case of the coupled $K\bar{K} - \pi\pi$ [61] system describing the ρ resonance to the $\eta K - \eta\pi$ system [62, 63], and to the emblematic isoscalar sector [64, 65]. Most recently, a calculation of coupled isoscalar $\pi\pi$, $K\bar{K}$, and $\eta\eta$ scattering for both S and D wave has been performed [64], revealing a qualitative interpretation of σ , f_0 , and f_2 mesons similar to that seen in experiment. Collectively, these papers provide a comprehensive picture of $SU(3)$ nonets both in the tensor and scalar sectors, albeit at unphysically large pion mass.

The application to baryons is far more limited but, nonetheless, important insights have been gained. In an approach in which the excited-state hadrons are treated as stable particles, a spectrum of baryons at least as rich as that of the quark model is revealed [66, 67], and evidence has been presented for “hybrid” baryon states, beyond those of the quark model, in which gluon degrees of freedom are essential [68]. Notably, this picture extends to the spectrum of Λ , Σ , Ξ , and Ω states where the counting of states relects $SU(6) \times O(3)$ symmetry, and the presence of hybrids is common across the spectrum. In Fig. 1, baryon spectra from [69] are presented in units of Ω mass from LQCD calculations with ensemble $m_\pi = 391$ MeV (not yet at physical m_π).

The calculations for the baryon sector are incomplete, in that the momentum-dependent scattering amplitudes characterizing multi-hadron states have not been extracted. In comparison with the calculations for mesons cited above, the challenges are more computational than theoretical or conceptual. Nonetheless, the first direct calculation of the $I = 3/2$ $N\pi$ system in P -wave has now

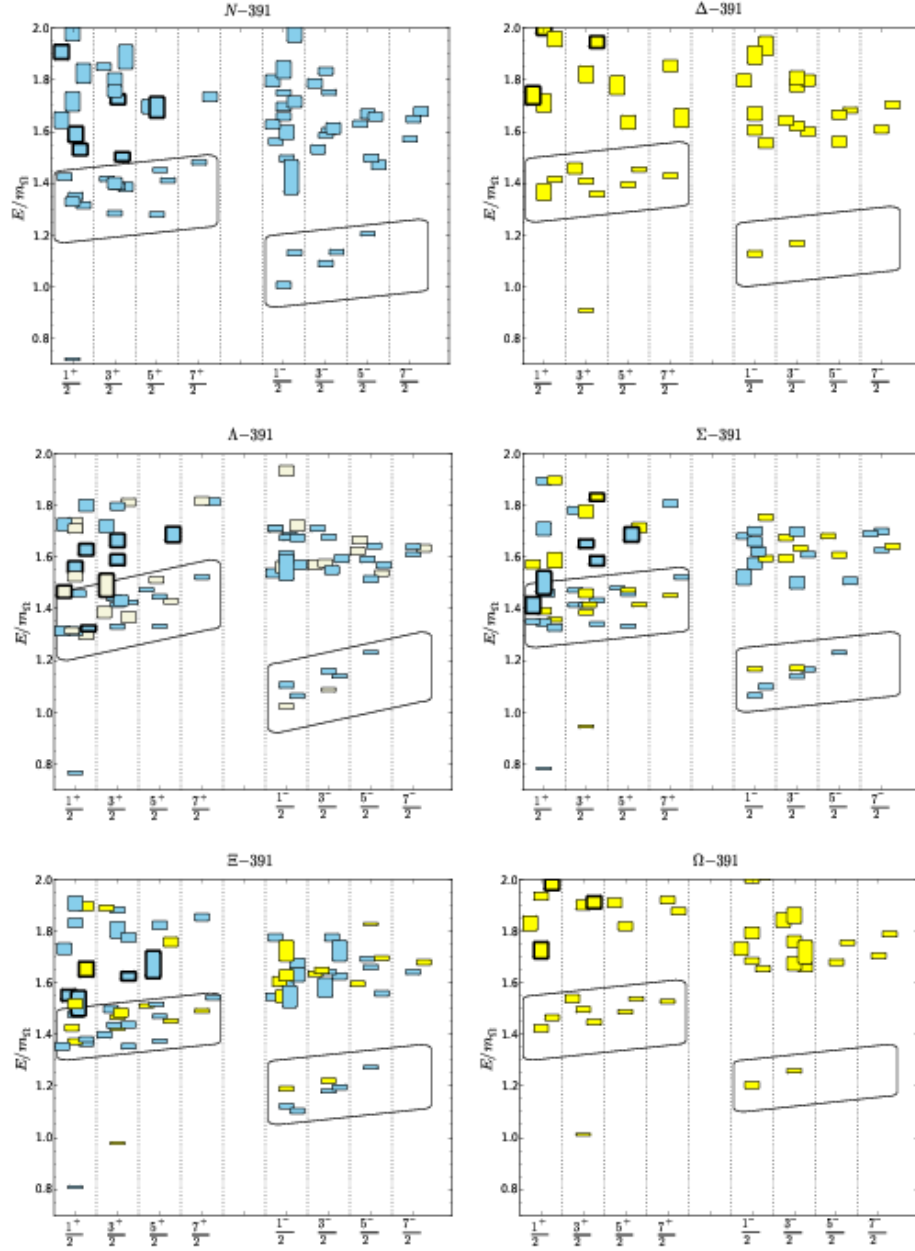


Figure 1: Results for baryon excited states using an ensemble with $m_\pi = 391$ MeV are shown versus J^P [69]. Colors are used to display the flavor symmetry of dominant operators as follows: blue for 8_F in N , Λ , Σ , and Ξ ; beige for 1_F for Λ ; yellow for 10_F in Δ , Σ , Ξ , and Ω . The lowest bands of positive- and negative-parity states are highlighted within slanted boxes. Hybrid states, in which the gluons play a substantive role, are shown for positive parity by symbols with thick borders.

been performed [59], revealing a Breit-Wigner description of the amplitude commensurate with a phenomenological description of the Δ resonance. Thus we can be confident that the progress made in the meson sector will be reflected for the case of baryons in the coming years. Indeed, many of the algorithmic and computational challenges, notably the need to perform calculations at physical quark masses, and the increasing complexity of the Wick contractions as the number of hadrons, and therefore quarks, is increased, are being addressed with the recently launched Exascale Computing Project of the DOE and NNSA, whose application to lattice QCD is described in Ref. [60].

5 The Interest of the RHIC/LHC Community in Excited Hyperon Measurements

The relativistic heavy-ion community at RHIC and the LHC has recently embarked on specific analyses to address the issue of strangeness hadronization. LQCD calculations in the QCD crossover transition region between a deconfined phase of quark and gluons and a hadronic resonance gas have revealed a potentially interesting sub-structure related to the hadronization process. Studies of flavor-dependent susceptibilities, which can be equated to experimental measurements of conserved quantum-number fluctuations, seem to indicate a slight flavor hierarchy in the three-quark sector (u,d,s) in thermalized systems. Specifically, the ratios of higher-order susceptibilities in the strange sector show a higher transition temperature than in the light sector [70]. Both pseudo-critical temperatures are still within the error bars of the quoted transition temperature based on all LQCD order parameters [71, 72], which is 154 ± 9 MeV, but the difference of the specific susceptibilities is around 18 MeV and well outside their individual uncertainties.

This difference seems to be confirmed by statistical thermal-model calculations that try to describe the yields of emitted hadrons from a QGP based on a common chemical freeze-out temperature. Although the yields measured by ALICE at the LHC in 2.76 TeV PbPb collisions can be described by a common temperature of 156 ± 2 MeV, with a reasonable χ^2 , the fit improves markedly if one allows the light quark baryons to have a lower temperature than the strange quark baryons [73]. A similar result has been found when the thermal fluctuations of particle yields as measured by the STAR Collaboration [74, 75], which can be related to the light quark dominated susceptibilities of the electric charge and the baryon number on the lattice, have been compared to statistical model calculations [76].

If one assumes that strange and light quarks indeed prefer different freeze-out temperatures, then the question arises how this could impact the hadronization mechanism and abundance of specific hadronic species. In other words, is the production of strange particles, in particular excited resonant states, enhanced in a particular temperature range in the crossover region? Strange ground-state particle production shows evidence of enhancement, but the most likely scenario is that the increased strange quark abundance will populate excited states; therefore, the emphasis of any future experimental program trying to understand hadron production is shifting towards strange baryonic resonance production. Furthermore, recent LHC measurements in small systems, down to elementary proton-proton collisions, have revealed that even in these small systems there is ev-

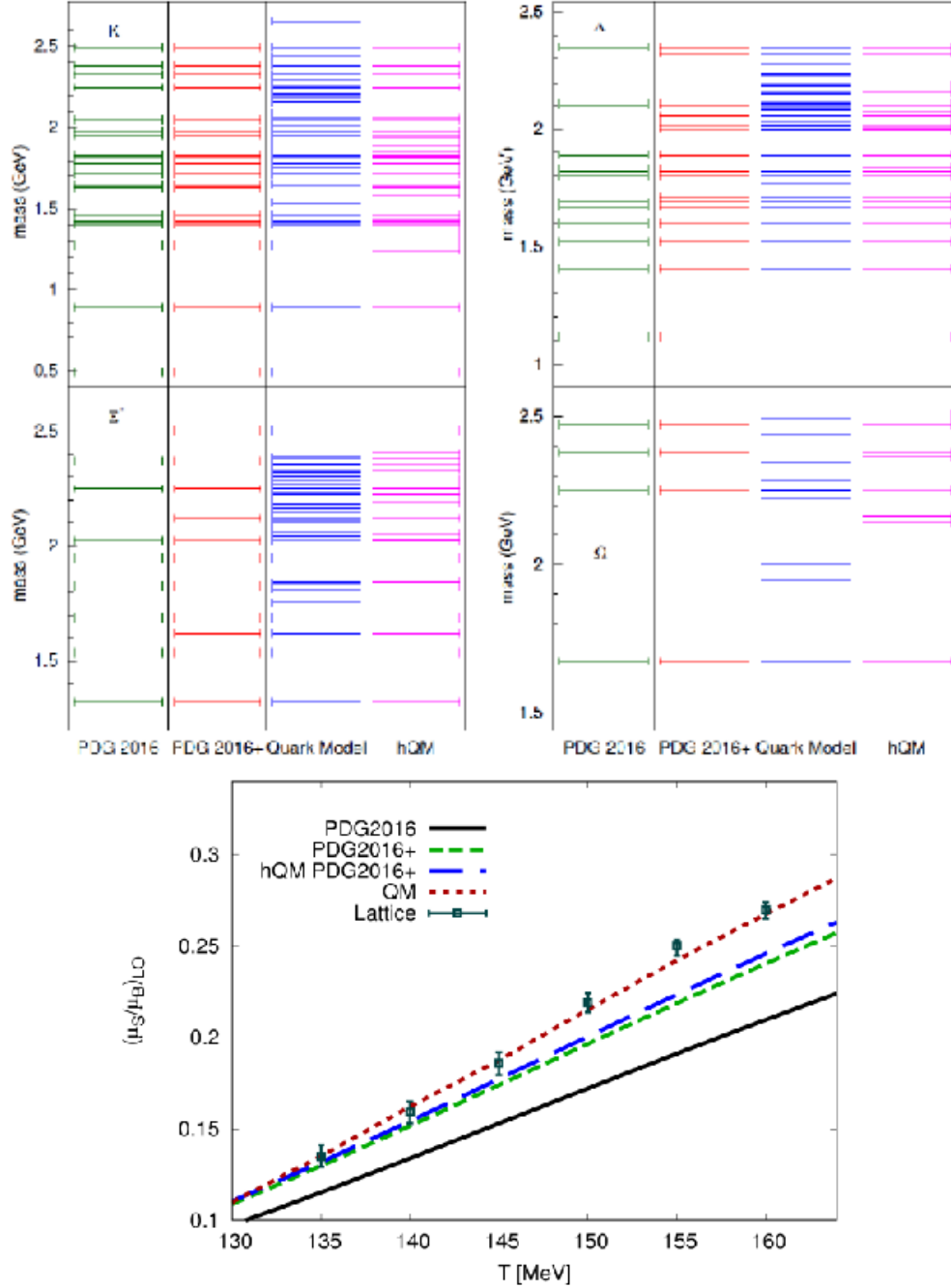


Figure 2: Upper plot: Comparison of predicted and measured excited strange hadronic states in PDG2016, PDG2016+ (including one star states), QM, and hQM. Lower plot: Lattice QCD calculation of the temperature dependence of the leading order susceptibility ratio $(\mu_s/\mu_B)_{LO}$ compared to results from HRG model calculations with varying number of hadronic states.

idence for deconfinement, if the achieved energy density, documented by the measured charged particle multiplicity is large enough [77]. Therefore, future measurements of elementary collisions in the K-Long Facility experiment at JLab might well provide the necessary link to future analysis

of strange resonance enhancements in heavy-ion collisions at RHIC and the LHC and a deeper understanding of the hadronization process.

This statement is also supported by comparisons between the aforementioned LQCD calculations and model predictions based on a non-interacting hadronic resonance gas. The Hadron Resonance Gas (HRG) model [78–81] yields a good description of most thermodynamic quantities in the hadronic phase up to the pseudo-critical temperature. The idea that strongly interacting matter in the ground state can be described in terms of a non-interacting gas of hadrons and resonances, which effectively mimics the interactions of hadrons by simply increasing the number of possible resonant states exponentially as a function of temperature, was proposed early on by Hagedorn [82]. The only input to the model is the hadronic spectrum: usually it includes all well-known hadrons in the *Review of Particle Physics* (RPP), namely the ones rated with at least two stars. Recently, it has been noticed that some more differential observables present a discrepancy between lattice and HRG model results. The inclusion of not-yet-detected states, such as the ones predicted by the original Quark Model (QM) [83, 84] has been proposed to improve the agreement [85, 86]. A systematic study based on a breakdown of contributions to the thermodynamic pressure given by particles grouped according to their quantum numbers (in particular baryon number and strangeness) enables us to infer in which hadron sector more states are needed compared to the well-known ones from the RPP [87]. In case of a flavor hierarchy in the transition region, one would expect the number of strange resonances to increase, due to a higher freeze-out temperature, compared to the number of light-quark resonances. Figure 2 shows the effect of different strange hadron input spectra to the HRG model in comparison to LQCD. Figure 2 (Upper plot) shows the number of states in PDG2016 [2], PDG2016+ (including one star states), the standard QM, and a Quark Model with enhanced quark interactions in the hadron (hyper-central model hQM [88]). Fig. 2 (Lower plot) shows a comparison of the HRG results to a leading-order LQCD calculation of μ_s/μ_B ; i.e., the ratio to strange to baryon number susceptibility [87].

An interesting conclusion that arises from these studies is that the improvement in the listing of strange resonances between PDG2008 [89] and PDG2016 definitely brought the HRG calculations closer to the LQCD data. By looking at details in the remaining discrepancy, which is in part remedied by including one-star rated resonances in PDG2016, it seems that the effect is more carried by singly strange resonances rather than multi-strange resonances, also in light of comparisons to quark models that include di-quark structures [90] or enhanced quark interactions in the baryon (hypercentral models [88]). This is good news for the experiments since the Λ and Σ resonances below 2 GeV are well within reach of the KLF experiment and, to a lesser significance, the RHIC/LHC experiments. In this context it is also important to point out that the use of both hydrogen and deuterium targets in KLF is crucial since it will enable the measurement of charged and neutral hyperons. A complete spectrum of singly strange hyperon states is necessary to make a solid comparison to first-principle calculations.

To summarize: Any comparisons between experimentally verified strange quark-model states from YSTAR and LQCD will shed light on a multitude of interesting questions relating to hadronization in the non-perturbative regime, exotic particle production, the interaction between quarks in baryons and a possible flavor hierarchy in the creation of confined matter.

6 Previous Measurements for Hyperons

While a formally complete experiment requires the measurement, at each energy, W , and angle, θ , of at least three independent observables, the current database for $K_{LP} \rightarrow \pi Y$ and KY is populated mainly by unpolarized cross sections. Figure 3 illustrates this quite clearly.

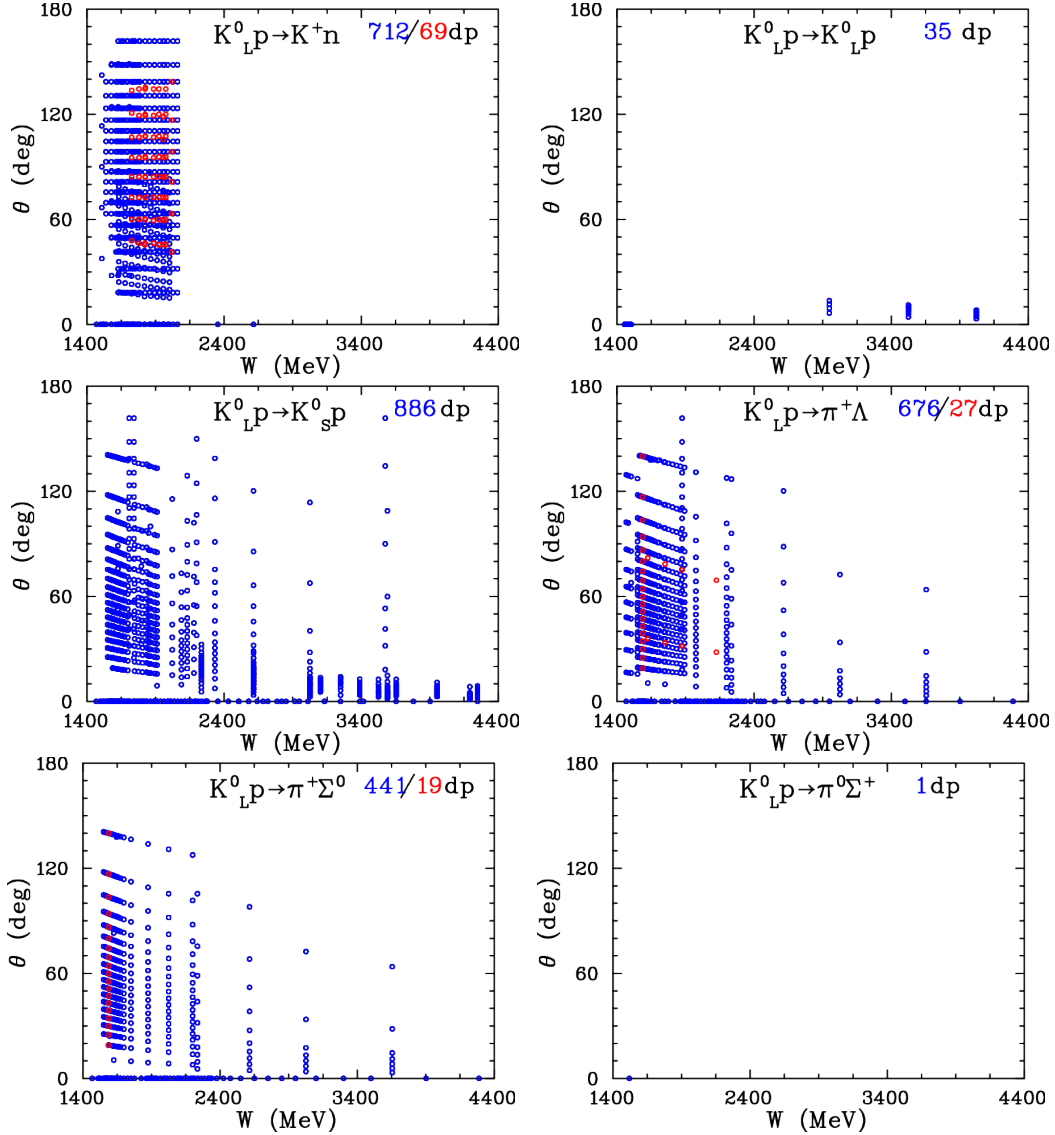


Figure 3: Experimental data available for $K_{LP} \rightarrow K^+ n$, $K_{LP} \rightarrow K_{LP}$, $K_{LP} \rightarrow K_{SP}$, $K_{LP} \rightarrow \pi^+ \Lambda$, $K_{LP} \rightarrow \pi^+ \Sigma^0$, and $K_{LP} \rightarrow \pi^0 \Sigma^+$ as a function of CM energy W [91]. The number of data points (dp) is given in the upper righthand side of each subplot [blue (red) shows the amount of unpolarized (polarized) observables]. Total cross sections are plotted at zero degrees.

The initial studies of the KLF program at GlueX will likely focus on two-body and quasi-two-body processes: elastic $K_{LP} \rightarrow K_{SP}$ and charge-exchange $K_{LP} \rightarrow K^+ n$ reactions, then two-body reactions producing $S = -1$ ($S = -2$) hyperons as $K_{LP} \rightarrow \pi^+ \Lambda$, $K_{LP} \rightarrow \pi^+ \Sigma^0$, and $K_{LP} \rightarrow$

$\pi^0\Sigma^+$ ($K_L p \rightarrow K^+\Xi^0$). Most of the previous measurements induced by a K_L beam, were collected for $W = 1454$ MeV and with some data up to $W = 5054$ MeV. Experiments were performed between 1961 and 1982 with mostly hydrogen bubble chambers at ANL, BNL, CERN, DESY, KEK, LRL, NIMROD, NINA, PPA, and SLAC. Note that some of data were taken at EM facilities at NINA [92] (a short overview about NINA experiments is given by Albrow recently [93]) and SLAC [94]. The goal of the Manchester University group that worked at the Daresbury 5-GeV electron synchrotron NINA was CP-violation, which was a hot topic back to the mid 1960s. The main physics topics that the SLAC group addressed were studies of the systematics for particle/anti-particle processes through the intrinsic properties of the K-longs.

The first paper that discussed the possibility of creating a practical neutral kaon beam at an electron synchrotron through photoproduction was an optimistic prediction for SLAC by Drell and Jacob in 1965 [95]. With significant developments in technology, high-quality EM facilities, such as JLab [14], are now able to realize a complete hyperon spectroscopy program.

The overall systematics of previous $K_L p$ experiments varies between 15 % and 35 %, and the energy binning is much broader than hyperon widths. The previous number of K_L -induced measurements (2426 $d\sigma/d\Omega$, 348 σ^{tot} , and 115 P observables) [91] was very limited. Additionally, we are not aware of any measurements on a “neutron” target.

Our knowledge about the non-strange sector is more advanced vs. the strange one [2]. For the non-strange case, for instance, phenomenology has access to 51k data of $\pi N \rightarrow \pi N$ and 39k data of $\gamma N \rightarrow \pi N$ below $W = 2.5$ GeV [96].

7 Phenomenology / Partial-Wave Analysis

Here, we summarize some of the physics issues involved with such processes. Following Ref. [97], the differential cross section and polarization for $K_L p$ scattering are given by

$$\frac{d\sigma}{d\Omega} = \lambda^2(|f|^2 + |g|^2), \quad (1)$$

$$P \frac{d\sigma}{d\Omega} = 2\lambda^2 \text{Im}(fg^*), \quad (2)$$

where $\lambda = \hbar/k$, with k the magnitude of CM momentum for the incoming meson. Here $f = f(W, \theta)$ and $g = g(W, \theta)$ are the usual spin-nonflip and spin-flip amplitudes at CM energy W and meson CM scattering angle θ . In terms of partial waves, f and g can be expanded as

$$f(W, \theta) = \sum_{l=0}^{\infty} [(l+1)T_{l+} + lT_{l-}] P_l(\cos \theta), \quad (3)$$

$$g(W, \theta) = \sum_{l=1}^{\infty} [T_{l+} - T_{l-}] P_l^1(\cos \theta), \quad (4)$$

where l is the initial orbital angular momentum, $P_l(\cos \theta)$ is a Legendre polynomial, and $P_l^1(\cos \theta)$ is an associated Legendre function. The total angular momentum for the amplitude T_{l+} is $J = l + \frac{1}{2}$,

while that for the amplitude T_{l-} is $J = l - \frac{1}{2}$. For hadronic scattering reactions, we may ignore small CP-violating terms and write

$$K_L = \frac{1}{\sqrt{2}}(K^0 - \bar{K}^0), \quad (5)$$

$$K_S = \frac{1}{\sqrt{2}}(K^0 + \bar{K}^0). \quad (6)$$

We may generally have both $I = 0$ and $I = 1$ amplitudes for KN and $\bar{K}N$ scattering, so that the amplitudes $T_{l\pm}$ can be expanded in terms of isospin amplitudes as

$$T_{l\pm} = C_0 T_{l\pm}^0 + C_1 T_{l\pm}^1, \quad (7)$$

where $T_{l\pm}^I$ are partial-wave amplitudes with isospin I and total angular momentum $J = l \pm \frac{1}{2}$, with C_I the appropriate isospin Clebsch-Gordan coefficients.

We plan to do a coupled-channel PWA with new GlueX data in combination with available new J-PARC K^- measurements when they will come. Then the best fit will allow to determine model-independent (data-driven) partial-wave amplitudes and associated resonance parameters (pole positions, residues, BW parameters, etc.) as the SAID group does, for instance, for the analysis of πN -elastic, charge-exchange, and $\pi^- p \rightarrow \eta n$ data [98].

7.1 KN and $\bar{K}N$ Final States

The amplitudes for reactions leading to KN and $\bar{K}N$ final states are

$$T(K^- p \rightarrow K^- p) = \frac{1}{2}T^1(\bar{K}N \rightarrow \bar{K}N) + \frac{1}{2}T^0(\bar{K}N \rightarrow \bar{K}N), \quad (8)$$

$$T(K^- p \rightarrow \bar{K}^0 n) = \frac{1}{2}T^1(\bar{K}N \rightarrow \bar{K}N) - \frac{1}{2}T^0(\bar{K}N \rightarrow \bar{K}N), \quad (9)$$

$$T(K^+ p \rightarrow K^+ p) = T^1(KN \rightarrow KN), \quad (10)$$

$$T(K^+ n \rightarrow K^+ n) = \frac{1}{2}T^1(KN \rightarrow KN) + \frac{1}{2}T^0(KN \rightarrow KN), \quad (11)$$

$$T(K_{LP} \rightarrow K_{Sp}) = \frac{1}{2} \left(\frac{1}{2}T^1(KN \rightarrow KN) + \frac{1}{2}T^0(KN \rightarrow KN) \right) - \frac{1}{2}T^1(\bar{K}N \rightarrow \bar{K}N), \quad (12)$$

$$T(K_{LP} \rightarrow K_{LP}) = \frac{1}{2} \left(\frac{1}{2}T^1(KN \rightarrow KN) + \frac{1}{2}T^0(KN \rightarrow KN) \right) + \frac{1}{2}T^1(\bar{K}N \rightarrow \bar{K}N), \quad (13)$$

$$T(K_{LP} \rightarrow K^+ n) = \frac{1}{\sqrt{2}} \left(\frac{1}{2}T^1(KN \rightarrow KN) - \frac{1}{2}T^0(KN \rightarrow KN) \right). \quad (14)$$

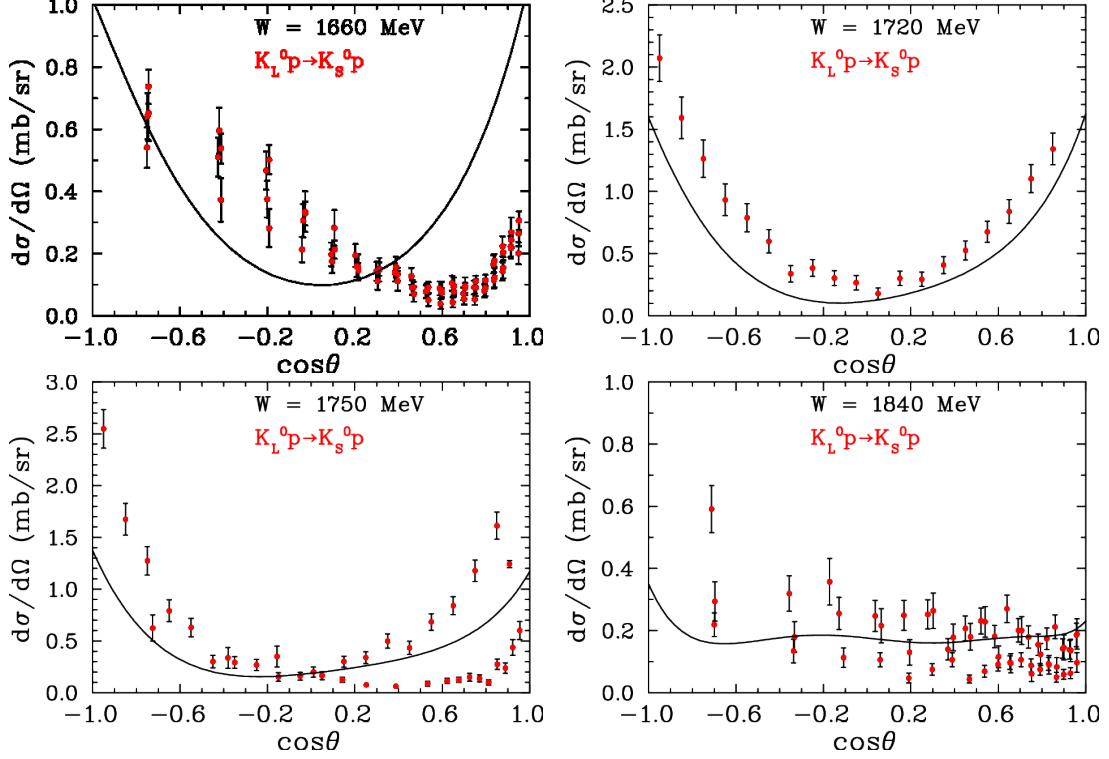


Figure 4: Selected differential cross section data for $K_L p \rightarrow K_S p$ at $W = 1660$ MeV, 1720 MeV, 1750 MeV, and 1840 MeV from Ref. [101]. The plotted data from previously published experimental data are those data points within 20 MeV of the kaon CM energy indicated on each panel [96]. Plotted uncertainties are statistical only. The curves are predictions using amplitudes from a recent PWA of $\bar{K}N \rightarrow \bar{K}N$ data [99, 100], combined with $KN \rightarrow KN$ amplitudes from the SAID database [96].

A fair amount of data are available for the reaction, $K^+n \rightarrow K^0p$, measured on a deuterium target. Figure 4 shows a sample of available differential cross sections for $K_L p \rightarrow K_S p$ compared with predictions determined from a recent PWA of $\bar{K}N \rightarrow \bar{K}N$ data [99, 100], combined with $KN \rightarrow KN$ amplitudes from the SAID database [96]. The predictions at lower and higher energies tend to agree less well with the data.

7.2 $\pi\Lambda$ Final States

The amplitudes for reactions leading to $\pi\Lambda$ final states are

$$T(K^-p \rightarrow \pi^0\Lambda) = \frac{1}{\sqrt{2}}T^1(\bar{K}N \rightarrow \pi\Lambda), \quad (15)$$

$$T(K_L p \rightarrow \pi^+\Lambda) = -\frac{1}{\sqrt{2}}T^1(\bar{K}N \rightarrow \pi\Lambda). \quad (16)$$

The $K^-p \rightarrow \pi^0\Lambda$ and $K_L p \rightarrow \pi^+\Lambda$ amplitudes imply that observables for these reactions measured at the same energy should be the same except for small differences due to the isospin-

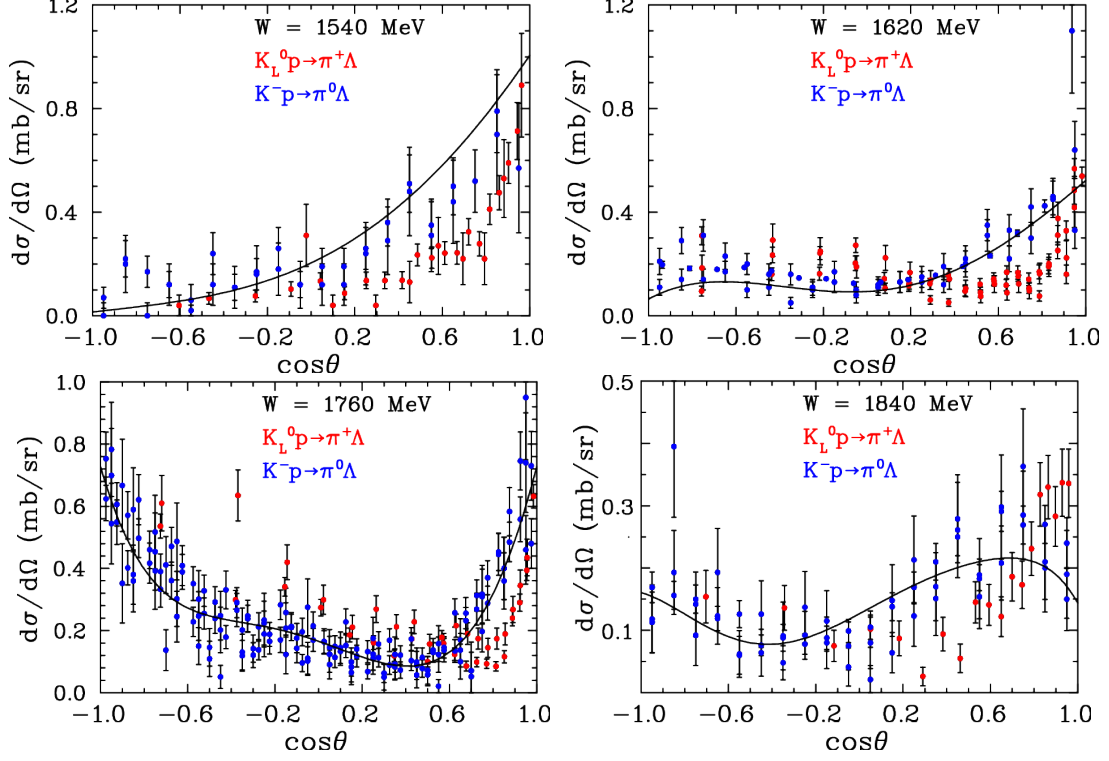


Figure 5: Comparison of selected differential cross section data for $K^-p \rightarrow \pi^0\Lambda$ and $K_L p \rightarrow \pi^+\Lambda$ at $W = 1540$ MeV, 1620 MeV, 1760 MeV, and 1840 MeV from Ref. [101]. The plotted data from previously published experimental data are those data points within 20 MeV of the kaon CM energy indicated on each panel [96]. Plotted uncertainties are statistical only. The curves are from a recent PWA of $K^-p \rightarrow \pi^0\Lambda$ data [99, 100].

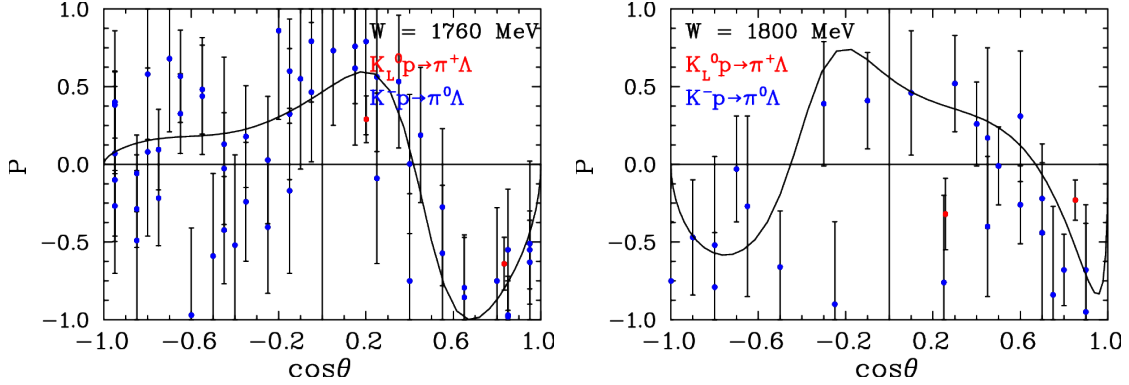


Figure 6: Comparison of selected polarization data for $K^-p \rightarrow \pi^0\Lambda$ and $K_L p \rightarrow \pi^+\Lambda$ at $W = 1760$ MeV and 1880 MeV, from Ref. [101]. The plotted data from previously published experimental data are those data points within 20 MeV of the kaon CM energy indicated on each panel [96]. The curves are from a recent PWA of $K^-p \rightarrow \pi^0\Lambda$ data [99, 100].

violating mass differences in the hadrons. No differential cross section data for $K^-p \rightarrow \pi^0\Lambda$ are available at CM energies $W < 1540$ MeV, although data for $K_L p \rightarrow \pi^+\Lambda$ are available at such energies. At 1540 MeV and higher energies, differential cross section and polarization data for the two reactions are in fair agreement, as shown in Figs. 5 and 6. It should be stressed that polarized measurements are tolerable for any PWA solutions (Fig. 6).

7.3 $\pi\Sigma$ Final States

The amplitudes for reactions leading to $\pi\Sigma$ final states are

$$T(K^-p \rightarrow \pi^-\Sigma^+) = -\frac{1}{2}T^1(\bar{K}N \rightarrow \pi\Sigma) - \frac{1}{\sqrt{6}}T^0(\bar{K}N \rightarrow \pi\Sigma), \quad (17)$$

$$T(K^-p \rightarrow \pi^+\Sigma^-) = \frac{1}{2}T^1(\bar{K}N \rightarrow \pi\Sigma) - \frac{1}{\sqrt{6}}T^0(\bar{K}N \rightarrow \pi\Sigma), \quad (18)$$

$$T(K^-p \rightarrow \pi^0\Sigma^0) = \frac{1}{\sqrt{6}}T^0(\bar{K}N \rightarrow \pi\Sigma), \quad (19)$$

$$T(K_L^0 p \rightarrow \pi^+\Sigma^0) = -\frac{1}{2}T^1(\bar{K}N \rightarrow \pi\Sigma), \quad (20)$$

$$T(K_L^0 p \rightarrow \pi^0\Sigma^+) = \frac{1}{2}T^1(\bar{K}N \rightarrow \pi\Sigma). \quad (21)$$

Figure 7 shows a comparison of differential cross section data for K^-p and $K_L p$ reactions leading to $\pi\Sigma$ final states at $W = 1660$ MeV (or $P_{\text{lab}} = 716$ MeV/c). The curves are based on energy-dependent isospin amplitudes from a recent PWA [99, 100]. No differential cross section data are available for $K_L p \rightarrow \pi^0\Sigma^+$. As this example shows, the quality of the $K_L p$ data is comparable to that for the K^-p data. It would, therefore, be advantageous to combine the $K_L p$ data in a new coupled-channel PWA with available K^-p data. Note that the reactions $K_L p \rightarrow \pi^+\Sigma^0$ and $K_L p \rightarrow \pi^0\Sigma^+$ are isospin selective (only $I = 1$ amplitudes are involved) whereas the reactions $K^-p \rightarrow \pi^-\Sigma^+$ and $K^-p \rightarrow \pi^+\Sigma^-$ are not. New measurements with a K_L beam would lead to a better understanding of Σ^* states and would help constrain the amplitudes for K^-p scattering to $\pi\Sigma$ final states

7.4 $K\Xi$ Final States

The amplitudes for reactions leading to $K\Xi$ final states are

$$T(K^-p \rightarrow K^0\Xi^0) = \frac{1}{2}T^1(\bar{K}N \rightarrow K\Xi) + \frac{1}{2}T^0(\bar{K}N \rightarrow K\Xi), \quad (22)$$

$$T(K^-p \rightarrow K^+\Xi^-) = \frac{1}{2}T^1(\bar{K}N \rightarrow K\Xi) - \frac{1}{2}T^0(\bar{K}N \rightarrow K\Xi), \quad (23)$$

$$T(K_L p \rightarrow K^+\Xi^0) = -\frac{1}{\sqrt{2}}T^1(\bar{K}N \rightarrow K\Xi). \quad (24)$$

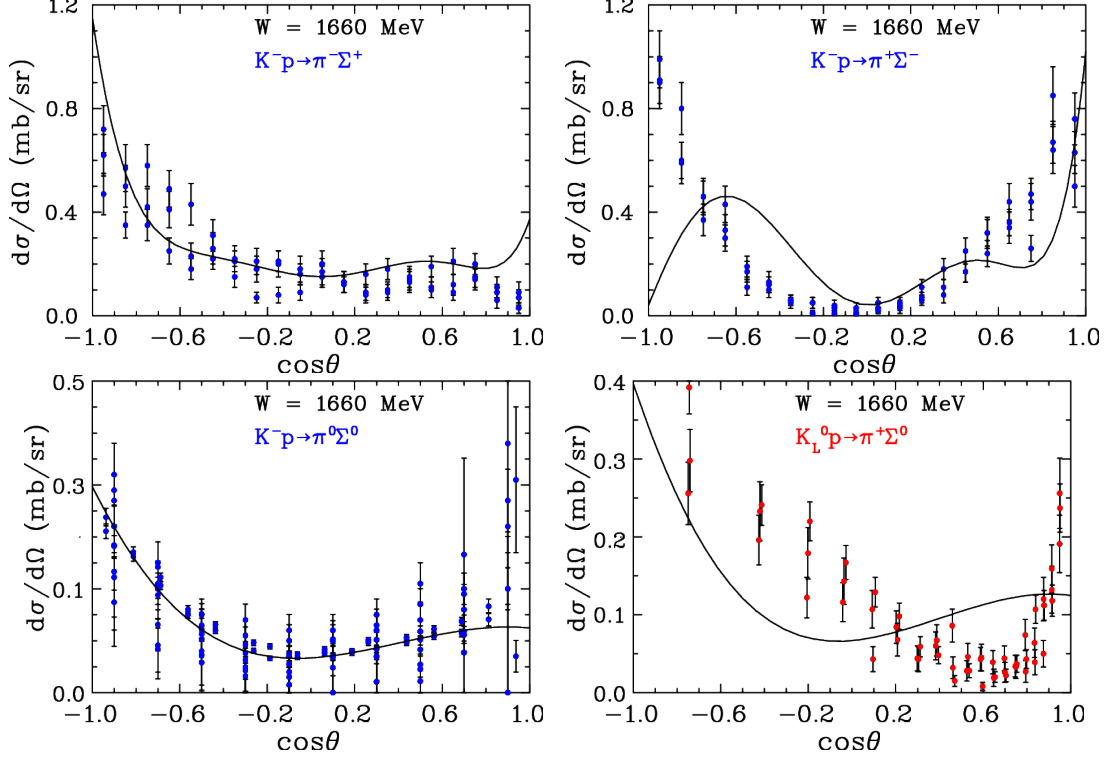


Figure 7: Comparison of selected differential cross section data for $K^-p \rightarrow \pi^-\Sigma^+$, $K^-p \rightarrow \pi^+\Sigma^-$, $K^-p \rightarrow \pi^0\Sigma^0$, and $K_L^0p \rightarrow \pi^+\Sigma^0$ at $W = 1660$ MeV, from Ref. [101]. The plotted data from previously published experimental data are those data points within 20 MeV of the kaon CM energy indicated on each panel [96] The curves are from a recent PWA of $K^-p \rightarrow \pi\Sigma$ data [99, 100].

The threshold for K^-p and K_Lp reactions leading to $K\Xi$ final states is fairly high ($W_{\text{thresh}} = 1816$ MeV). In Fig. 8 (left), we present the cross section for Ξ production using a K^- -beam [102]. There are no differential cross section data available for $K_Lp \rightarrow K^+\Xi^0$ and very few (none recent) for $K^-p \rightarrow K^0\Xi^0$ or $K^-p \rightarrow K^+\Xi^-$. Measurements for these reactions would be very helpful, especially for comparing with predictions from dynamical coupled-channel (DCC) models [103, 104] and other effective Lagrangian approaches [105]. The *Review of Particle Physics* [2] lists only two states with branching fractions (BF) to $K\Xi$, namely, $\Lambda(2100)7/2^-$ (BF < 3 %) and $\Sigma(2030)7/2^+$ (BF < 2 %)

7.5 Excited $S = -2$ and $S = -3$ baryons

$SU(3)$ flavor symmetry allows as many $S = -2$ baryon resonances as there are N and Δ resonances combined (~ 27); however, until now only three states, $\Xi(1322)1/2^+$, $\Xi(1530)3/2^+$, and $\Xi(1820)3/2^-$, have their quantum numbers assigned and only a few more states have been observed [2]. For the discovery of excited cascade baryons, we envision a PWA similar to the $S = -1$ sector but more complicated as one is dealing with a three-body final state. See also

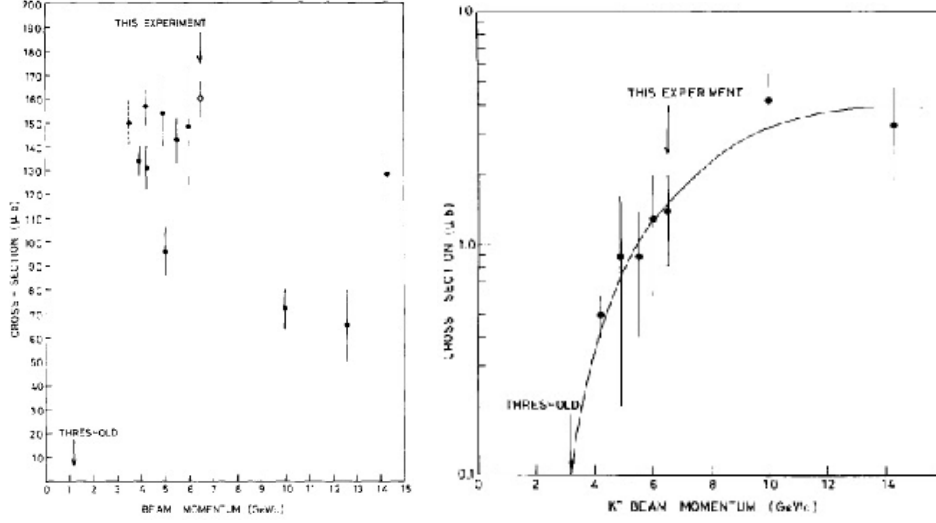


Figure 8: Left panel: Cross section of Ξ^- production, $K^-p \rightarrow \Xi^- X$, as a function of K^- momentum [102]. Right panel: Cross section of Ω^- production, $K^-p \rightarrow \Omega^- K^+ K^0$, as a function of K^- -momentum [102]. The curve is a fit by eye to the data.

Appendix A1 (Sec. 13) for a related discussion.

The experimental situation with Ω^- 's is even worse than for the Ξ^- case – there are very few data for excited states. The main reason for such a scarce dataset is the very low cross section for their indirect production with pion or photon beams. In Fig. 8 (right), we present the cross section for Ω^- production using a K^- beam [102].

A major effort in LQCD calculations involves the determination of inelastic and multi-hadron scattering amplitudes, and the first calculation to study an inelastic channel was recently performed [62, 63]. For lattice calculations involving baryons that contain one or more strange quarks an advantage is that the number of open decay channels is generally smaller than for baryons comprised only of the light u and d quarks.

7.6 Summary for PWA

The pole positions have been determined (no uncertainties) for several Λ^* 's and Σ^* 's but the information about the pole positions have not been determined for Ξ or Ω hyperons [2]. Our plan is to do a coupled-channel PWA with new GlueX KLF data in combination with available and new J-PARC K^-p measurements when they will be available. Then the best fit will allow the determination of data-driven (model independent) partial-wave amplitudes and associated resonance parameters (pole positions, residues, BW parameters, and so on). See Appendix A2 (Sec. 14) for a more detailed discussion. In Appendix A3 (Sec. 15), statistical tools for the reliable determination of the resonance spectrum are highlighted. Additionally, PWAs with new GlueX data will allow a search for “missing” hyperons via looking for new poles in complex plane positions. It will provide a new benchmark for comparisons with QCD-inspired models and LQCD calculations.

8 Theory for ‘Neutron’ Target Measurements

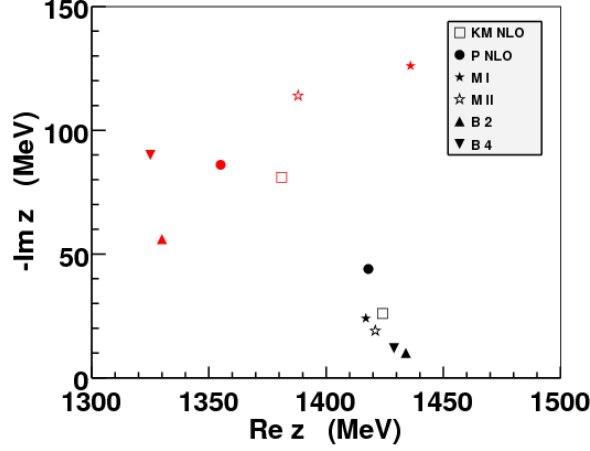


Figure 9: Pole positions of $\Lambda(1405)$ in chiral unitary approaches - KM from Ref. [106], B from Ref. [31], M from Ref. [107], and P from Ref. [108] as compared in Ref. [29]. Each symbol represents the position of the first (black) and second (red) pole in each model.

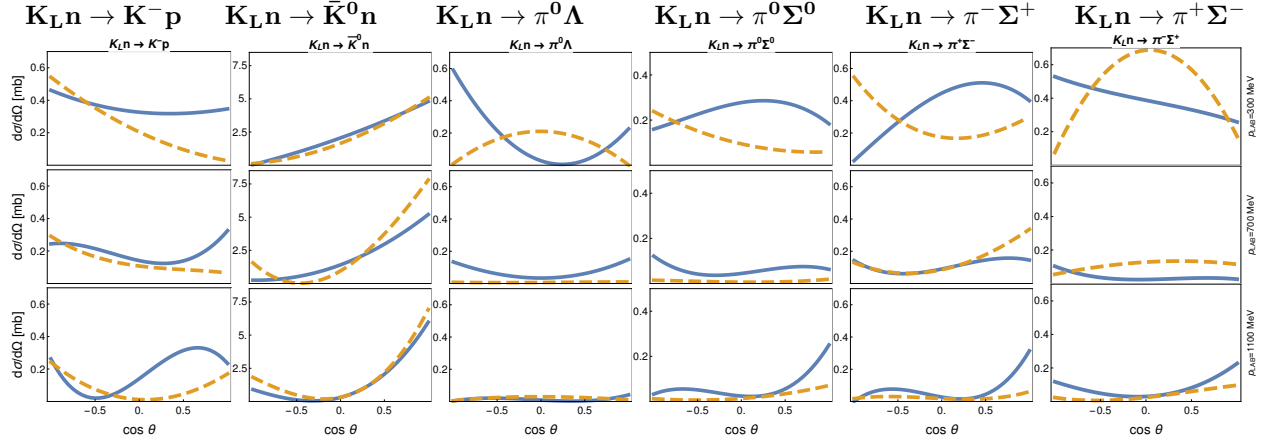


Figure 10: Theoretical predictions for differential cross sections, $d\sigma/d\Omega$ in mb as a function of CM \cos of a meson production angle, θ . Each row associated with kaon lab-momentum of 300, 700, and 1000 MeV/c of initial neutral kaon beam. Orange dashed and blue solid lines show predictions within Model-B2 and Model-B4, respectively (see text for details).

The only systematic ways to address hadronic interactions at low energies are Chiral Perturbation Theory (ChPT) and numerical calculations of Lattice QCD. The first one is an Effective Theory to QCD at low energies, which relies on the expansion of QCD Green’s functions in small momenta and quark masses. Over the years this approach has become a benchmark for a large variety of examples of hadronic systems. However, in the perturbative sense ChPT breaks down in the resonance region, and also exhibits slow convergence in three-flavor formulation or when

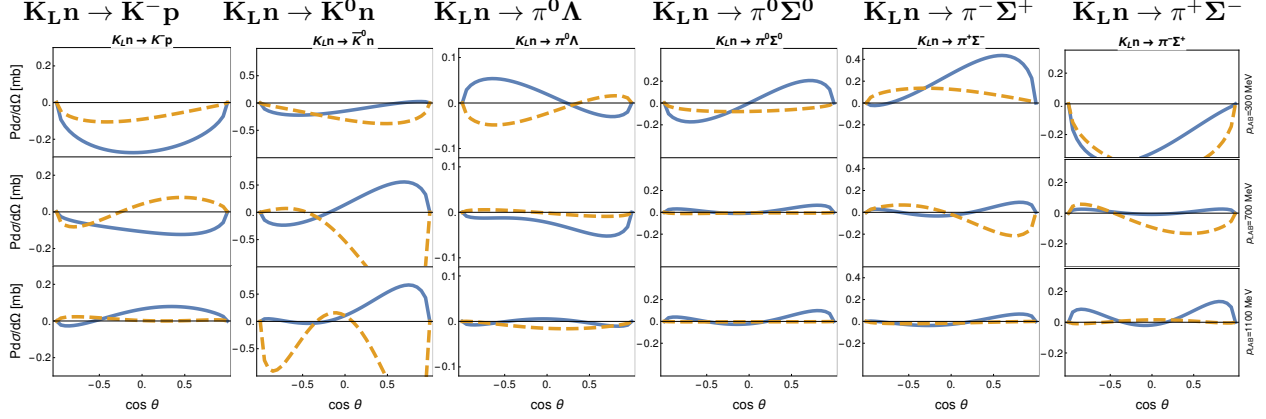


Figure 11: Theoretical predictions for polarized differential cross sections, $Pd\sigma/d\Omega$. The notation is the same as in Fig. 10.

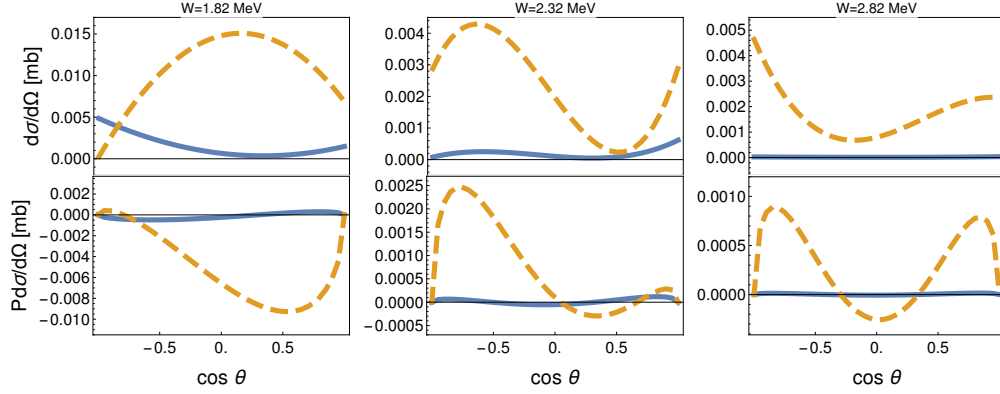


Figure 12: Theoretical predictions for differential cross sections, $d\sigma/d\Omega$, [mb] and polarized differential cross sections, $Pd\sigma/d\Omega$ as a function of CM \cos of a meson production angle, θ , for the reaction $K_L n \rightarrow K^+ \Xi^-$. Each column associated with kaon lab-momentum of 300, 700, and 1000 MeV/c of initial neutral kaon beam. Orange (dashed) and blue lines show predictions within Model-B2 and Model-B4, respectively (see text for details)

large momenta are involved. In fact, all these obstacles are present in the antikaon-nucleon system, due to the large kaon mass, widely separated two particle thresholds and the presence of the $\Lambda(1405)1/2^-$. An extension of ChPT is required to address these issues namely the so-called coupled-channel Chiral Unitary approaches (UChPT).

These models implement unitarity exactly via a re-summation of a chiral potential to a certain chiral order. They successfully describe all available antikaon-nucleon scattering data and predict the mass and width of the sub-threshold resonance in the Isospin $I = 0$ channel, the $\Lambda(1405)1/2^-$. Furthermore, such models lead to the prediction of the second pole in the complex energy plane with the same quantum numbers as $\Lambda(1405)1/2^-$. This is usually referred to as the two-pole structure of the $\Lambda(1405)$, see the current review by the Particle Data Group [2] for more details.

In the most advanced and recent formulation, the UChPT approach relies on a chiral amplitude for meson-baryon scattering up to next-to-leading chiral order. Whereas the unitarity constraint is imposed via the Bethe-Salpeter equation either in the full off-shell formulation [109, 110] or in the so-called on-shell approximation, e.g., [31, 106]. For the analysis of data the former is quite intricate, while as it was shown in Ref. [109] the off-shell effects are rather small. Recently, a direct quantitative comparison of the on-shell models [31, 106–108] was performed in Ref. [29]. It was found there that various models, which typically have many free parameters, adjusted to the same experimental data, predict very different behavior of the scattering amplitude on and off the real energy-axis. This systematic uncertainty becomes evident, when comparing the pole positions of the $\Lambda(1405)$ in these models (see Fig. 9). The position of the narrow (first) pole seems to be constraint at least in the real part rather well, while the predictions for the position broad (second) pole cover a very wide region of the complex energy-plane. This uncertainty is present even within models of the same type. This ambiguity can be traced back to the fact that the experimental data used to fix the parameters of the models is rather old and imprecise.

The K_L beam can be scattered on a neutron target, while measuring the strangeness $S = -1$ final meson-baryon states, see, e.g., Sec. 7. In such a setup, the proposed experiment will become a new and very strongly desired source of experimental data to pinpoint the properties of the antikaon-nucleon scattering amplitude. To make this statement more quantitative, we compare predictions of both solutions of the model ¹ from Ref. [31]. These solutions agree with all presently available scattering, threshold as well as the photoproduction data for the $\Sigma\pi$ line shapes by the CLAS Collaboration [30]. The predicted differential cross sections ($d\sigma/d\Omega$) as well as polarized ones ($Pd\sigma/d\Omega$) for the $K_L n$ scattering with the final states $K^-p, \bar{K}^0 n, \pi^0\Lambda, \pi^{0/+/-}\Sigma^{0/-/+}$ are presented in Figs. 10 and 11, respectively. There is no clear agreement on the prediction of these observables in the energy range aimed to study in the proposed K_L experiment. The latter is very encouraging in the sense that the actual data can sort out one (or maybe both) solutions as unphysical, which was not possible by the present experimental data. As for the $K\Xi$ final states being measured at KLF, both solutions of the here presented model can be used for a theoretical estimate. The reason of being able to do so is that $K^+\Xi^-$ and $K^0\Xi^0$ channels are part of the channel space of ground state octet mesons-baryon channels dynamically implemented into the present model. The result of such a prediction is depicted and addressed further in Fig. 12.

To summarize: The proposed experiment has the potential to shrink the available parameter space of the theoretical models for the antikaon-nucleon scattering. Undoubtedly, this will sharpen our understanding of the $SU(3)$ dynamics, which besides hadronic physics also has important implication for the mass-to-radius relation of neutron stars.

¹The choice of this model for the present analysis is justified by the fact that it includes the p-wave interaction in the interaction-kernel of the Bethe-Salpeter equation explicitly.

9 πK Scattering Amplitudes and Strange Meson Resonances

9.1 Note on the Strange Meson Spectrum

As in the case of the strange hyperons, it is instructive to compare the spectrum of the kaons to the corresponding spectra of the D and the D_s mesons (see Ref. [111]). With exception of the still uncertain spin 0 state κ or $K_0^*(800)$ the known parts of the kaon, the D and the D_s mesons are qualitatively very similar, but with somewhat different orderings [2].

The established part of the strange meson spectrum [2, 111] begins with the 0^- ground state, followed by the 1^- $K^*(892)$ vector meson state, which is followed by the two 1^+ states $K_1(1270)$, $K_1(1400)$, and then the recurrence $K^*(1410)$ of the 1^- vector meson state and the scalar meson state $K_0^*(1430)$. The spectrum of the D meson differs only in that the corresponding scalar meson state $D_0^*(2400)$ lies slightly below, rather than slightly above the two 1^+ states $D_1(2420)$ and $D_1(2430)$, and in that the analog of the second recurrence of the vector meson state in the D meson state has yet to be identified.

In the case of the charm-strange meson spectrum, the two 1^+ states $D_{s1}(2460)$ and $D_{s1}(2536)$ both lie above the scalar meson state $D_{s0}^*(2317)$, and the recurrence of the vector meson state $D_s^*(2112)$ also has yet to be found.

This comparison of the spectra of the K , D and D_s mesons reveals the key importance of settling the issue of the existence of the low lying scalar meson state κ or $K_0^*(800)$, as its existence would settle the debate on the existence of a light scalar nonet below 1 GeV, which is a controversy that exists for more than 50 years. In turn, this would imply the existence of corresponding low lying scalar meson states in the spectra of the charm and charm-strange mesons. It is remarkable that in all these spectra, the first recurrence of that low scalar meson is well established by the states $K_0^*(1430)$, $D_0^*(2400)$, and $D_{s0}^*(2317)$. Given the very large width of the non-strange scalar meson $f_0(500)$ (or σ), and its proximity to the threshold of its main decay channel, it may be expected that the lowest scalar strange state, the κ , but also the lowest charm strange, charm and charm-strange mesons will have similar large widths and threshold effects, which would be the main reason for the absence of clear signals for their pole positions. Moreover, establishing firmly the existence of the $\kappa/K_0^*(800)$, with similar characteristics to the $\sigma/f_0(500)$, but with strangeness, would also kill the glueball interpretations of the latter [112] or the recent resurrection of its dilatonic interpretation [113].

9.2 Strange Exotics

Two important motivations for performing new measurements of πK scattering amplitudes, from the attention received by Chiral Perturbation Theory [114–117], resonance and unitarized models [118–122], and from the need to confirm the existence of the exotic κ meson (or $K_0^*(800)$) in the $I = 1/2$ S -wave. This state would be the strange counterpart of the σ (or $f_0(500)$) meson which is now rather well established from $\pi\pi$ scattering (see the review [123]).

For Chiral Perturbation Theory the interest is on the very low energy and the threshold parameters,

particularly the scalar scattering lengths. In the Theory section below, we will discuss the existing tension between dispersive analyses of experimental data [124, 125], theoretical predictions from Chiral Perturbation Theory [116, 117], and lattice calculations [127–130]. One of the main difficulties for extracting reliable values from experiment is that the existing πK data starts at 750 MeV, and one needs an extrapolation down to the threshold at ~ 635 MeV. Thus, the new KLF input at low energies, together with the general improvement in statistics, will be determinant to settle this issue.

For spectroscopy, the relevance of this state, which according to the Review of Particle Physics [2] still “needs confirmation”, is twofold: First, as commented before, because establishing firmly its existence will settle the longstanding debate on whether there is a low-lying scalar nonet, with the $\sigma/f_0(500)$, the $f_0(980)$ and $a_0(980)$ as partners. But, second, because there is mounting evidence that such a nonet is actually exotic, i.e., not an ordinary quark-antiquark state [131–140]. Knowing with precision the κ features, particularly its pole position, mass, width, and $K\pi$ coupling will support, or not, such scenario.

At this point, it is worth remarking the decisive role that the precise low-energy data from NA48/2 experiment [141] played a dramatic revision of the $\sigma/f_0(500)$ in the RPP. In this regard, improved measurements of the S -wave πK phase-shifts at low energy ($E \lesssim 1$ GeV) would be highly desirable in order to play a similar role for the $\kappa/K_0^*(800)$. On the one hand, the existence of this type of resonance is linked to the fact that the phase-shift passes through 45° sufficiently close to the threshold. This, of course is in contrast with the case of an ordinary resonance which corresponds to a fast increase of the phase-shift passing through 90° . Fig. 13 illustrates how these phase behaviors on the real axis are related to the presence of a zero of the S matrix on the first Riemann sheet (corresponding to a resonance pole on the second Riemann sheet). The figure, which is based on amplitudes generated from the Roy-Steiner equations (to be discussed below) suggests that the $I = 1/2$ S -wave displays both an exotic resonance and an ordinary one. On a more quantitative side precision measurements of the S -wave phase-shifts would allow application of the Padé approximant method for determining the positions of the resonances (see, e.g., [142]. This method has been recently applied to πK scattering, and a κ pole has been found in Ref. [143] using as an input the fit to data constrained with Forward Dispersion Relations obtained in Ref. [125].

Alternatively, the most rigorous way to determine this resonance pole is from Roy-Steiner (RS) type equations [144, 145]. These equations rely on the first principles like analyticity, crossing as well as data. They provide a suitable framework for performing extrapolations in the low energy region, $E < 1$ GeV, of the S and P partial waves given sufficiently precise inputs at higher energies, essentially in the range $(1 - 2)$ GeV. Extrapolations for complex values of the energies can be performed with the same accuracy as on the real axis. Unlike the Padé approximant approach, the extrapolation of the $I = 1/2$ S -wave from the RS equations requires inputs from other partial waves as well since the equations form a coupled system. Based on the existing data set, an estimate of the κ pole position from the RS equations was performed in Ref. [22]. Note that no input on πK scattering in the scalar partial waves below 1 GeV was used for this estimate. Using this Roy-Steiner equations with the data produced in KLF would produce an actual experimental and rigorous determination of the κ pole.

In the P -wave, finally, the studies by the LASS Collaboration [146, 147] have identified besides

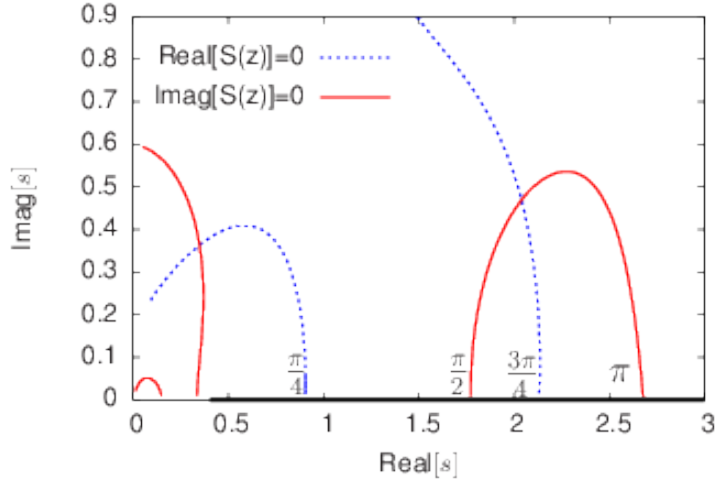


Figure 13: Zeros of the S -matrix, for the $I = 1/2, J = 0 \pi K$ partial-wave on the first Riemann sheet. The figure shows the lines which correspond to $Re[S] = 0$ and $Im[S] = 0$ (intersection of the two lines, obviously, corresponds to a zero of S) and some important phase-shift values on the real axis.

the well known $K^*(892)$ a new meson, the $K^*(1410)$. This meson has an unexpectedly low mass as it appears to be essentially degenerate with the non-strange $\rho(1450)$ or $\omega(1420)$ vector mesons. Its properties are not very precisely known at present.

9.3 Status of πK Scattering Measurements

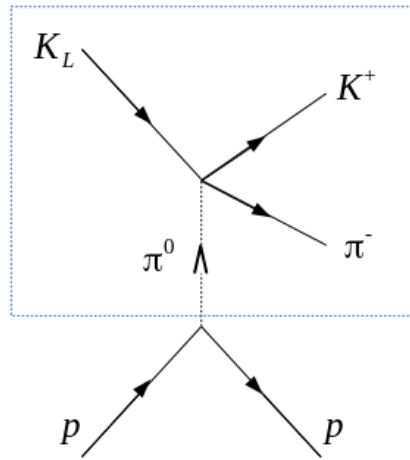


Figure 14: Illustration of the contribution from one-pion exchange, which is dominant at small momentum transfer, to the production amplitude $K_L p \rightarrow K^+ \pi^- p$.

The traditional method for measuring $\pi K \rightarrow \pi K$ amplitudes is from production measurements

$$Kp \rightarrow K\pi p, \quad Kp \rightarrow K\pi n, \quad Kp \rightarrow K\pi \Delta \quad (25)$$

focusing on the region of small momentum transfers $|t| < 0.1 - 0.2 \text{ GeV}^2$, which is accessible with kaon beams of a few GeV. In this region, the amplitude is dominated by the one pion exchange contribution, see Fig. 14. The same method was used for measuring $\pi\pi \rightarrow \pi\pi$ amplitudes, details can be found in the book [148]. The two experiments performed at SLAC [147, 149] have the largest statistics and provide the best determinations of the πK scattering amplitudes at present. They cover the energy ranges $0.73 \leq E \leq 1.85 \text{ GeV}$ (Ref. [149]) and $0.83 \leq E \leq 2.52 \text{ GeV}$ (Ref. [147]), respectively. References to earlier work can be found in the review [150].

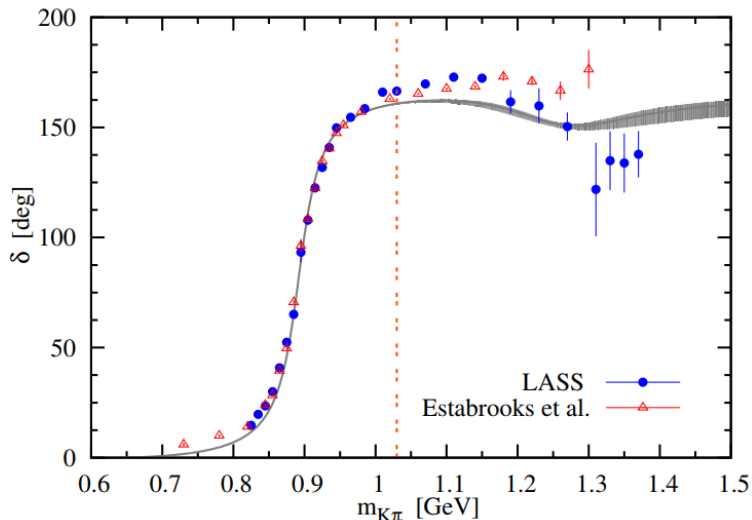


Figure 15: Phase of the πK vector form factor as determined in Ref. [153] and compared with the P-wave phase shifts from Refs. [147, 149]. The two phases should be identical, by Watson’s theorem, in the elastic scattering energy region.

A completely different approach to measuring the πK phase-shifts makes use of Watson’s theorem for weak decay form factors. In this manner, the phase-shift difference $\delta_S - \delta_P$ was determined from analyzing the $D^+ \rightarrow K^- \pi^+ e^+ \nu$ by the BaBar Collaboration [151]. The results are in agreement with the LASS determination but more statistics are needed before one reaches a comparable precision. Similarly, from the measurement of the energy distribution in the decay $\tau^- \rightarrow K_S \pi^- \nu$ by the Belle Collaboration [152] the P-wave phase has been determined [153], relying on the analyticity properties of the form factor. Their result is shown in Fig. 15. Since Watson’s theorem is valid in the energy region of elastic scattering, these alternative phase determinations provide important information on the effective onset of inelastic scattering in the various partial waves. The figure also shows that the determination of the phase shift in the region of the $K^*(1410)$ resonance is not very precise and could be improved.

The same form factors which appear in the $\tau \rightarrow K \pi \nu$ decays are also involved in the K_{l3} decay amplitudes: $K \rightarrow \pi e \nu$, $K \rightarrow \pi \mu \nu$. A series of new K_{l3} experiments were undertaken recently in order to improve the determination of V_{us} (see Ref. [154]). As shown in Ref. [154], an optimal analysis of the K_{l3} data is achieved by using a description of the two form factors involved based on phase dispersive representations rather than phenomenological polynomial or pole forms as done previously.

πK scattering also plays an important role in a number of three-body decays, like $D \rightarrow K\pi\pi$. Recently, a method was developed [155] which allows to compute the effect of the three-body rescattering in terms of the known two-body $\pi\pi$ and πK T -matrices. This could be useful for identifying small CP violating effects in the charm sector.

9.4 Theory

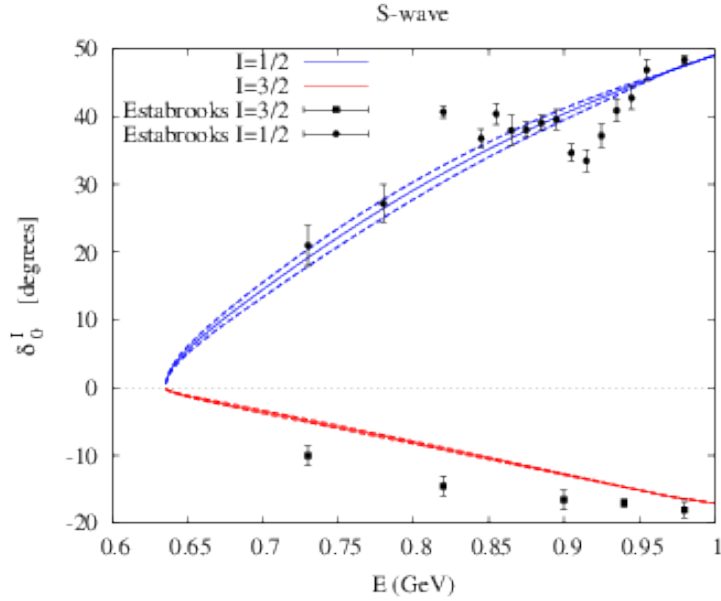


Figure 16: Results for the S -wave phase shifts extrapolated below 1 GeV based on the Roy-Steiner dispersive equations (from Ref. [124]) compared with the experimental data from Ref. [149].

Pions and kaons are QCD pseudo-Goldstone bosons, therefore the πK amplitudes at low energy can be expressed as a chiral expansion. The NLO calculation was performed in Ref. [116] who predict the following results for the scattering lengths,

$$a_0^{1/2} = 0.19 \pm 0.02, \quad a_0^{3/2} = -0.05 \pm 0.02 \quad (26)$$

(in units of m_π^{-1}). Verifying these predictions would provide an important check of the three-flavor chiral expansion. Based on experimental phase-shift measurements this is possible, in principle, using dispersion relations for extrapolating down to the threshold. The Roy-Steiner equations provide a suitable framework for that. This is illustrated in Fig. 16 which shows the extrapolated results for the S -waves in the region $E \leq 1$ GeV, based on experimental inputs from Refs. [147, 149] in the region $E > 1$ GeV. It is clear that the availability of more precise data in the range $E \leq 1$ GeV would greatly strengthen the efficiency of this method. We note that a direct experimental estimate of the scattering length difference was performed recently [156] based on the lifetime of the $\pi^+ K^-$ atom at the DIRAC experiment at CERN. Unfortunately, the experimental errors are still too large and do not provide really precise information about the pion-kaon scattering lengths.

Alternatively, scattering phase shifts can be computed in lattice QCD using Lüscher’s method [40]. Results for πK phase shifts were first obtained in Refs. [157, 158] and in Ref. [62]. In this last work, the influence of one inelastic scattering two-body channel is accounted for and $m_\pi = 391$ MeV. Very recently, results for $m_\pi = 230$ MeV have been presented [49]. Once physical values for m_π are reached, these lattice QCD results can be compared directly to experimental measurements of the πK phase shifts which provides a direct probe of the quality of the numerical QCD solution.

Finally, let us note that there is a sizable tension between the values of scattering lengths obtained from dispersive analyses of data [124, 125], on one side, and the predictions from Chiral Perturbation Theory [116, 117] and lattice calculations [127–130], on the other side. The values of this threshold parameters are related to two important questions. On the one hand, for phenomenology, establishing the convergence and reliability of SU(3) Chiral Perturbation Theory. On the other hand, for the foundations of QCD, the size of the strange versus the non-strange chiral condensate, i.e., the detailed pattern of the QCD spontaneous chiral symmetry breaking is very important.

As previously noticed and as shown in Fig. 16, the existing πK data starts at 750 MeV, and one needs an extrapolation down to the threshold at ~ 635 MeV. Hence, the new KLF data at low energies, together with the general improvement in statistics, will be determinant to resolve this tension.

10 Proposed KL Beam Facility

We propose to use the KL Facility with the GlueX spectrometer, in JLab Hall D, to perform precision measurements of $K_L N \rightarrow KY^*$ and $K_L N \rightarrow Y^* \rightarrow \pi Y, KN, K\Xi$ from liquid hydrogen and deuterium cryogenic targets (LH_2/LD_2) in the resonance region, $W = 1490 - 2500$ MeV, and $\text{CM } \cos \theta$ from -0.95 to 0.95 . It will operate at a neutral kaon flux of $1 \times 10^4 K_L/s$ (that is by a factor of three order of magnitude higher than SLAC had in the past [159]). The ability of GlueX to measure over wide ranges in θ and ϕ with good coverage for both charged and neutral particles, together with the K_L energy information from the KL Facility, provide an ideal environment for these measurements.

10.1 K_L Beam at Hall D

Schematic view of the Hall D beamline for KLF is presented in Figure 17. At the first stage, 12 GeV electrons will scatter in the copper radiator (10 % R.L.) inside the Compact Photon Source (CPS) generating an intense beam of untagged bremsstrahlung photons. The CPS will be located downstream of the tagger magnet. The tagger alcove has more space than that available in Halls C/A. So the positioning of the CPS and the placement of shielding are simplified. The Hall D tagger magnet and detectors will not be used. More details about the CPS are in Section 10.1.2. At the second stage, bremsstrahlung photons, created by electrons will hit the Be target assembly located at the beginning of the collimator cave (Fig. 28), and produce neutral kaons along with neutrons, photons, and charged particles which will be thrown away by the magnetic field (see below). More details about a Be target assembly are in Section 10.1.3. The GlueX wiki [160] is a source of

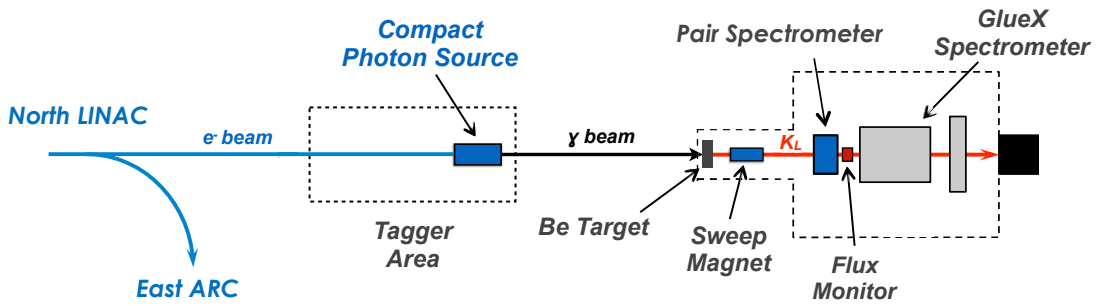


Figure 17: Schematic view of Hall D beamline on the way $e \rightarrow \gamma \rightarrow K_L$. Electrons first hit the copper radiator inside of CPS, then photons hit the Be target, and finally, neutral kaons hit the LH_2/LD_2 cryogenic target. The main components are the CPS, Be target assembly, sweep magnet, and neutral kaons FM (see the text for details).

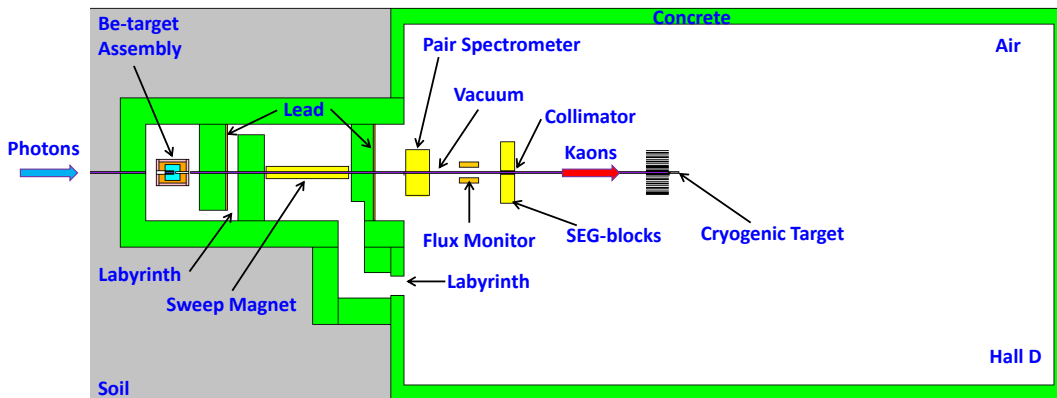


Figure 18: Schematic view of the collimator cave with the Be-target assembly (more details in Fig. 21) concrete walls, and sweeping magnet. Beam goes from left to right.

the collimator cave geometry. Additional shielding inside the collimator cave was optimized to minimize the neutron and gamma background in the experimental hall and to satisfy the RadCon requirement establishing the radiation dose rate limit in the experimental hall (1 mrem/h).

Two concrete walls (a labyrinth) inside the collimator cave will reduce neutron and photon background and allow access to the Be-target from the experimental hall are both 1.21 m thick and have 0.5 m gap between them (Fig. 18). The first concrete wall has additional 0.10 m lead shielding. The permanent sweeping magnet (3.83 m in length) is placed right after the second concrete wall. It cleans up the charged component of the beam and has a field integral of 0.8 Tm, which is enough

to remove all charged background coming out of the Be-target assembly.

Table 1: Expected electron/photon/kaon beam conditions at the K_L experiment.

Property	Value
Electron beam current (μA)	5
Electron flux at CPS (s^{-1})	3.1×10^{13}
Photon flux at Be-target $E_\gamma > 1500$ MeV (s^{-1})	2.6×10^{11}
K_L beam flux at cryogenic target (s^{-1})	1×10^4
K_L beam σ_p/p @ 1 GeV/c (%)	~ 1.5
K_L beam σ_p/p @ 2 GeV/c (%)	~ 5
K_L beam nonuniformity (%)	< 2
K_L beam divergence ($^\circ$)	< 0.15
K^0/\bar{K}^0 ratio at cryogenic target	2:1
Background gamma flux at cryogenic target, $E_\gamma > 50$ MeV (s^{-1})	$\sim 10^5$
Background gamma flux at cryogenic target, $E_\gamma > 500$ MeV (s^{-1})	$\sim 10^3$
Background neutron flux at cryogenic target (s^{-1})	6×10^4

Table 2: Expected targets properties at the K_L experiment.

Property	Value
Copper radiator in CPS (%R.L.)	10
\varnothing Be-target (m)	0.06
Be-target length (m)	0.40
\varnothing LH ₂ /LD ₂ cryogenic target (m)	0.06
LH ₂ /LD ₂ cryogenic target length (m)	0.40
Photon beamline length (m)	67
Kaon beamline length (m)	24

The vacuum beam pipe has a $\varnothing 0.07$ m and prevents neutron rescattering in air. Finally, K_L mesons will reach the LH₂/LD₂ cryogenic target located inside the GlueX spectrometer. The distance between the primary Be and cryogenic targets is 24 m. The flux of K_L mesons will be measured by a Flux Monitor (FM) [161] (1.2 m in length) located in the experimental hall in just 2 m (it would utilize the K_L in-flight decays) behind the Pair Spectrometer [162]. More details about the FM are in Section 10.1.4.

Our MC calculations have been performed for the JLab Hall D beamline geometry. Tables 1 and 2 summarize beam properties and dimensions of targets, respectively.

10.1.1 Beamline Delivery for Secondary K_L Beam

The proposed secondary K_L experiment requires time of flight measurements, which in turn requires substantially lower bunch repetition rates in CEBAF than the nominal 249.5 MHz or

499 MHz. Gun laser hardware lends itself to powers of two reductions in repetition rates, so this proposal includes beam delivery at either the 32nd (15.59 MHz) or 64th (7.80 MHz) harmonic of the nominal 499 MHz.

An average dump power limit of 30-60 kW for 12 GeV electrons in the CPS translates to average beam currents of 2.5-5.0 μA . Combining these beam requirements leads to individual bunch charges shown in Table 3.

Table 3: CEBAF injector bunch currents and repetition rates for Secondary K_L experiment.

Current (μA)	Rep Rate (MHz)	Harmonic of 499 MHz	Bunch Charge (pC)	Equivalent 499 MHz Current (μA)
2.5	15.59	32nd	0.16	80
2.5	7.80	64th	0.32	160
5.0	15.59	32nd	0.32	160
5.0	7.80	64th	0.64	320

Experience shows that operating at 0.16 – 0.32 pC bunch charge has been shown to be challenging in the 12 GeV era. Injector setup time of up to a week is required to limit bunch tails that cause beam trips and background, and intervention on the order of every few days is currently required to maintain a reasonable accelerator availability. The G0 experiment ran 1.6 pC/bunch, but only at 3 GeV with the 6 GeV machine and in a dedicated configuration that required substantial interception to trim beam tails [163].

These concerns may be mitigated somewhat by completion of the injector upgrade program, including operations of a 200 keV gun, in the 2021 timeframe. The HV gun is scheduled for installation in summer 2018, and may be available for early tests in FY19 [164].

Low frequency, high power amplifier use has been attempted at CEBAF in recent years, resulting in substantial damage and high amplifier failure rates even near 30 MHz because of high peak power required as repetition rate is lowered. The low bunch repetition rate therefore also requires considerable investment.

With the existing and planned gun configuration, laser development is required to achieve any of the planned bunch repetition rates. This requires construction of a pulse picker that would pass a sub-harmonic of the 249.5 MHz system (for example, 15.6 MHz) to avoid major impact to the existing 249.5/499 MHz laser systems. Amplification is then required before doubling to the proper wavelength to achieve useful power, even for 10 μA beam. Additional power amplification is necessary for the higher beam currents required here.

In order to build up a beamline delivery system for the secondary K_L beam, it requires the pulse picking system and the laser amplifier. The lead time on amplifiers can be long so ideally a year of advance funding would be necessary to design, build and demonstrate the system performance [163].

The G0 experiment [165] used a commercial $\text{Ti:Al}_2\text{SO}_3$ laser with a very long (~ 5 m) optical cavity that was very difficult to keep on and locked to the accelerator RF. This solution is not

practical for the 12 GeV era.

10.1.2 Compact Photon Source: Conceptual Design

An intense high-energy gamma source is a prerequisite for the production of the K_L beam needed for the new experiments described in this proposal. In 2014, the Neutral Particle Spectrometer Collaboration started the development of a novel concept of a Compact Photon Source (CPS) [166]. It was originally developed for a *Wide-Angle Compton Experiment* proposed to PAC43 [167], but additional science possibilities have been discussed since.

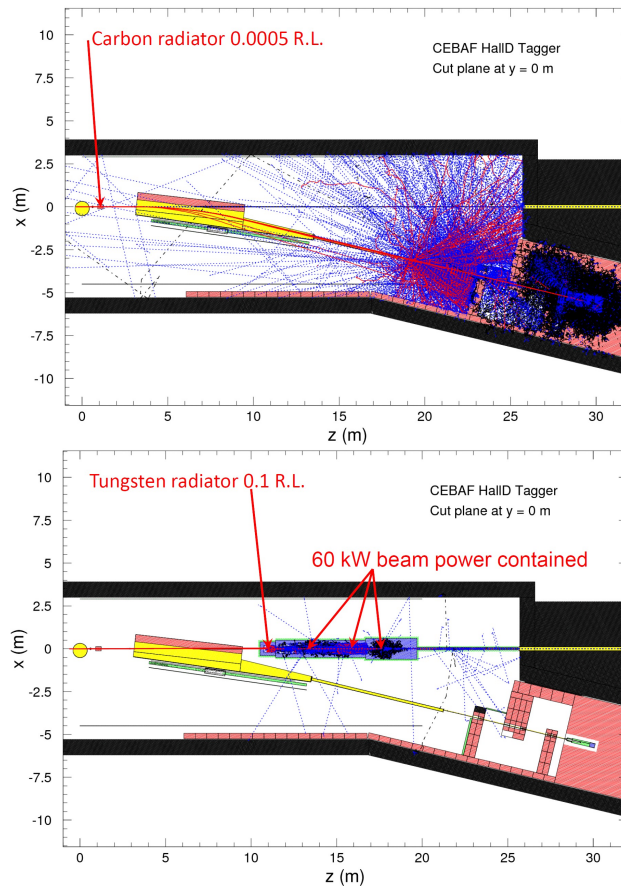


Figure 19: Plane cut of the Tagger vault model built using the GEANT3 detector simulation package. Black areas correspond to the concrete walls. Red hatch style is used for iron shielding blocks. Yellow areas correspond to the beam vacuum. Top panel: The simulation of 2000 beam electrons at 12 GeV for the current Hall D setup. Red tracks show charged particles, mostly electrons, blue tracks are gammas, and neutrons are tracked in black. Bottom panel: The CPS assembly and the simulation of 2000 beam electrons at 12 GeV. This Figures are taken from Ref. [169] (Figures 3 and 6).

The details of the CPS can be found in a document by the CPS Collaboration Working Group [168]. We present here a part of the document to illustrate the main aspects of the conceptual design. The

CPS design combines in a single properly shielded assembly all elements necessary for the production of the intense photon beam, such that the overall dimensions of the setup are limited and the operational radiation dose rates around it are acceptable. Compared to the alternative, the proposed CPS solution presents several advantages: much lower radiation levels, both prompt and post-operational due to the beamline elements radio-activation at the vault. The new design provides much less disturbance of the available infrastructure at the Tagger Area, and better flexibility in achieving high-intensity photon beam delivery to Hall D. The new CPS solution will satisfy the proposed K_L beam production parameters; we do not envision any significant technical or organizational difficulties in the implementation of the conceptual design.

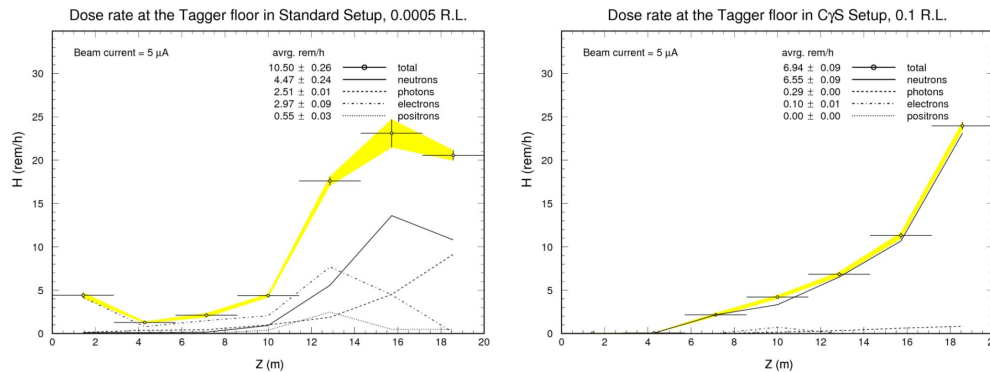


Figure 20: A comparison of dose rate estimates in the Tagger Area in the two conditions: Left panel: Nominal Hall D operation with the standard amorphous radiator at **0.05 % R.L.**, and Right panel: Radiator at **10 % R.L., used** as part of the CPS setup. This Figure is taken from Ref. [169] (Figure 7).

The new setup utilizes the Hall D Tagger vault, properly shielded by design to accommodate the medium power beam dump capable of accepting up to 60 kW of 12 GeV electron beam, assuming that proper local shielding is set around the dump. The presently installed dump is placed behind the iron labyrinth walls, and is surrounded by a massive iron shielding, made of iron blocks available at the time of construction. The standard GlueX setup is optimized for operations using very thin radiators producing relatively low intensity photon beam such that the beam electrons losing energy to photon production in the radiator may be detected and counted in the tagger hodoscope counters. The present setup is not suitable for production of massively more intense photon beams needed for the K_L production, due to the expected overwhelming radiation and activation levels in the vault.

The CPS will be located downstream of the tagger magnet. The tagger alcove has more space than that available in Halls C/A, so positioning and shielding placement are simpler. Indeed, the CPS implementation in Hall D may have a different length and magnet field, as well as shielding. A total floor loading of the implementation up to 100 t is acceptable. Hall D would require implementation of the rastering system in the beam line leading to the vault, that should be optimized.

For the Hall-D adaptation, the $5 \mu\text{A}$ beam current is limited by the design of the Hall D Tagger Magnet alcove. This corresponds to a 60 kW power limit. Note that the ceiling shielding of the Tagger hall above the CPS position is the same as it is above the existing 60 kW dump. No

radiation increase at the site boundary is thus expected with respect to 60 kW operations using the existing dump. Figs. 19 and 20 illustrate how the CPS stops the electron beam and absorbs almost all beam energy inside, and therefore provides excellent shielding. Running the CPS at full beam power produces radiation fields in the Hall D tagger area, comparable with running regular Hall D experiment utilizing a very thin radiator upstream of the tagger magnet. A 30 kW CPS has been designed for Halls C/A. For Hall D, the dose rates in the vault during full 60 kW beam operations are comparable to the nominal running conditions in the vault, as shown in Fig. 20. The latter device has to be somewhat larger, but the Tagger hall provides more available space than the Hall C location.

10.1.3 Be Target Assembly: Conceptual Design

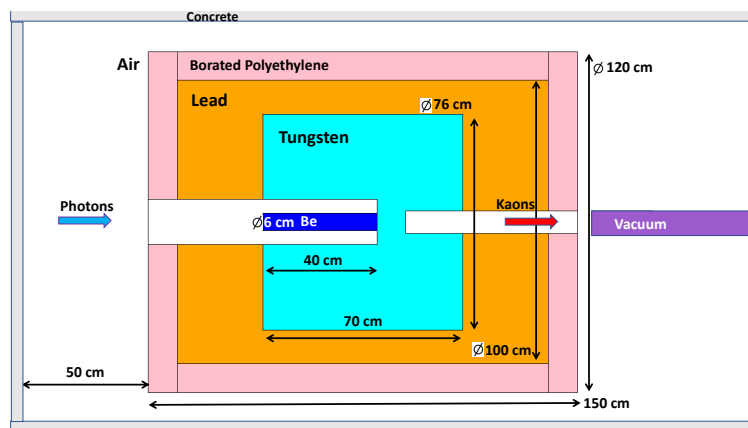


Figure 21: Schematic view of the Be-target (K_L production target) assembly. Concrete, borated polyethylene, lead, tungsten, beryllium, vacuum beam pipe, and air shown by grey, pink, brown, light blue, blue, violet, and white color, respectively. Beam goes from left to right.

A conceptual design of the Be target assembly for neutral kaon experiments to be used with the GlueX experimental setup is given in Ref. [170] (See Appendix A4 (Sec. 16) for further details of elements of the Be-target assembly). Schematic view of the Be-target assembly is given in Fig. 21. Lighter elements provide higher photoproduction yield for a unit of radiation length. Beryllium targets were used for KL production at SLAC [94] and NINA [92]. Then the beam tungsten plug of a 0.10 m thick (30 % R.L.) is connected to the beryllium (Fig. 21).

Elements of the Be-target assembly are presented in Table 7 (Appendix A4 (Sec. 16)). The weight of the Be-target assembly is 14.5 t. Changeover from the photon to the KL beamline and from the KL to the photon beamline requires further evaluation. However, initial conservative estimates are that this changeover could be completed approximately in 6 months. Therefore, the majority of this changeover could be completed during a typical summer shutdown period in the CEBAF accelerator schedule. It has to be mentioned that the collimator cave has enough space (with the 4.52 m width) for the Be-target assembly to remain far enough from the beamline.

Water cooling would be required around the beryllium and tungsten plug. Cooling water is available in the experimental hall that can be used to dissipate 6 kW of power delivered by the photon

beam.

10.1.4 K_L Flux Monitor

An accurate determination of the K_L beam flux is necessary to maximize the physics impact of the resulting data. To reach an accuracy of $<5\%$ in the determination of the flux, we plan to build a dedicated FM. This will provide a significant improvement over the typical 10% accuracy achievable from normalization of the data to previously measured reactions, for instance, for $K_L p \rightarrow K_S p$ [91]. The operation of a K_L flux monitor could employ the regeneration of $K_L \rightarrow K_S$ and detection of $\pi^+\pi^-$ pairs in Pair Spectrometer as done at Daresbury (see Ref. [93] and references therein). However, this technique affects the quality of the resulting K_L beam. Therefore, a more effective choice for the FM at JLab would utilize in-flight decays of the K_L .

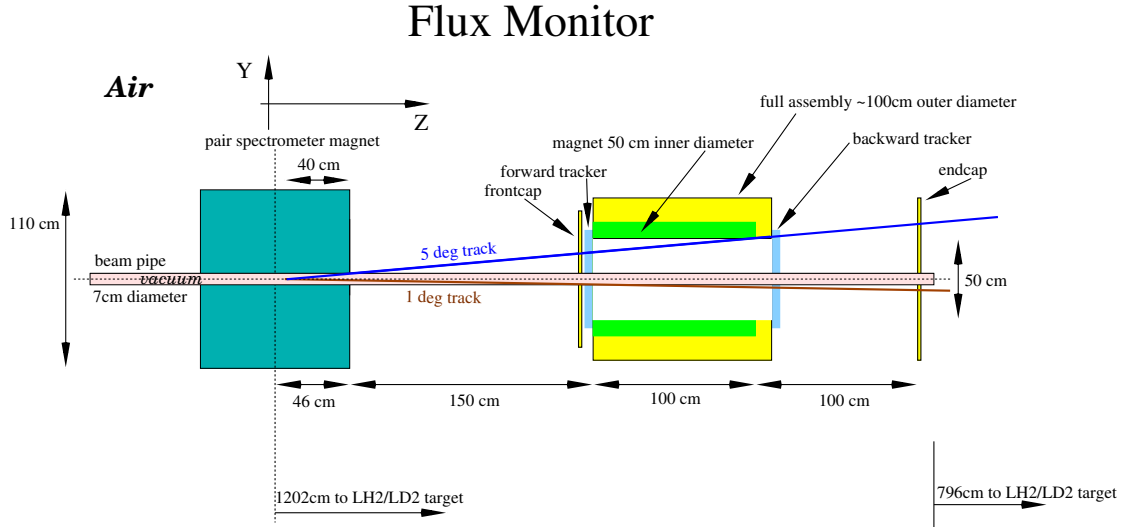


Figure 22: Schematic view of the Flux Monitor setup.

The K_L has four dominant decay modes [2]:

1. $K_L \rightarrow \pi^+\pi^-\pi^0$, $BR = 12.54 \pm 0.05\%$.
2. $K_L \rightarrow \pi^0\pi^0\pi^0$, $BR = 19.52 \pm 0.12\%$.
3. $K_L \rightarrow \pi^\pm e^\mp \nu_e$, $BR = 40.55 \pm 0.11\%$.
4. $K_L \rightarrow \pi^\pm \mu^\mp \nu_\mu$, $BR = 27.04 \pm 0.07\%$.

All K_L decay modes with two charged particles in the final state (1,3,4) can be used for flux determination, with the simplest one being $K_L \rightarrow \pi^+\pi^-\pi^0$, where both charged particles have the same mass.

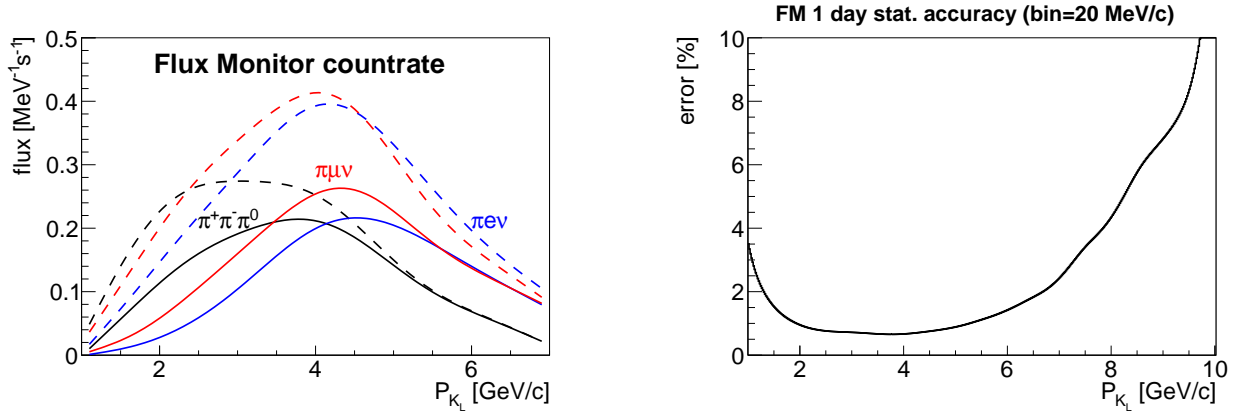


Figure 23: The Flux Monitor performance. Left panel: Visible K_L flux for various decay channels within the FM acceptance. Solid lines correspond to a system with front/end-caps only. Dashed lines show the improvement one can obtain with the additional barrel part extension to the FM. Right panel: Expected statistical accuracy for 1 day FM measurement ($\pi^+\pi^-\pi^0$ branch only) in 20 MeV/c momentum bin.

To account for various possible acceptance effects during K_L beam propagation from the Be-target, we plan to measure the K_L flux upstream of the GlueX detector, utilizing the Hall D Pair Spectrometer [162] as shielding against K_L which have decayed further upstream.

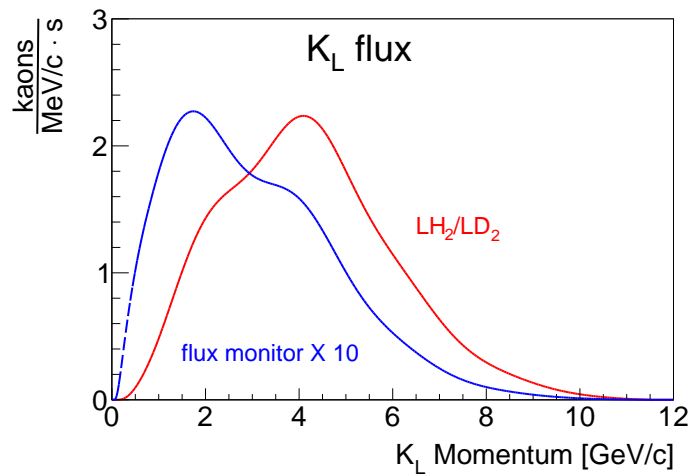


Figure 24: K_L -momentum spectra originating from all sources simulated using the Pythia generator [171] for the kaons reached cryotarget (red) and decayed within the Flux Monitor acceptance (blue).

The FM design proposed and described in this section will measure a small fraction of decayed K_L 's, concentrating on the portion decaying within a distance of 2 m downstream of the Pair Spectrometer magnet center (see Fig. 22). The FM consists of the following major parts: the front

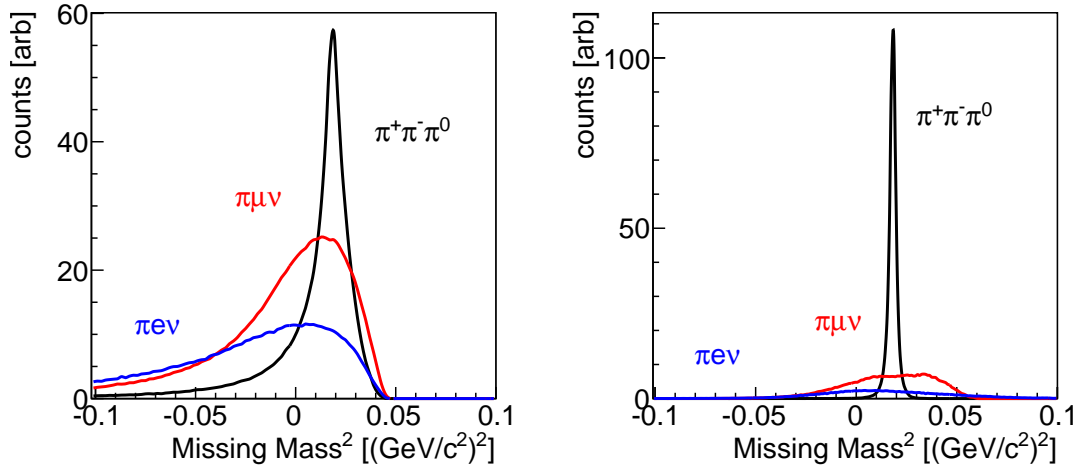


Figure 25: The Flux Monitor missing mass resolution (all charged particles in all decay channels are assumed to have mass of pion). Left panel: based on ToF system. Right panel: based on magnetic system.

cap, forward tracker, backward tracker, endcap, and solenoidal magnet. The FM can be further equipped with a plastic scintillator barrel, covering inner part of a magnet and a start counter (FMSC), comprising plastic scintillator bars covering the beampipe, from the location of the Pair Spectrometer magnet to the FM magnet.

The front- and end-caps are pizza-piece shaped segmented plastic scintillators used to provide start and stop timing signals for time-of-flight (ToF) as well as signals for the trigger electronics. Each cap is proposed to have double-layer design to improve the time resolution and equipped with Hamamatsu R4998 PMTs (H6533 assemblies). The endcap would be located around 1 m downstream of the FM magnet to improve the achievable ToF resolution. Two trackers will be installed outside the magnetic field covering the downstream and upstream needs of the FM.

To be measured by the FM, both charged particles from the kaon decay need to be incident within the FM acceptance. Taking into account the different branching ratios, we expect to reconstruct the following number of K_L from various decay channels (see Fig. 23 (left)). One can quantify the expected rate in terms of the achievable statistical error within a one day measurement (see Fig. 23 (right)).

For the kaon beam momenta range appropriate for the hyperon program a 1 % statistical error of the K_L flux determination is achievable in less than a day.

An accurate flux monitoring requires determination of the kaon flux as both a function of transversal position within the beampipe and kaon energy. The most inner 3 cm of the transverse beam profile at the position of the FM would correspond to a 6 cm profile at the cryogenic target. A $\varnothing 7$ cm beam pipe allows sufficient margins and the clean definition of a fiducial regions of the transverse beam profile at the FM position. All in all we expect to measure about 1.1k kaon/s in the FM. In Fig. 24, one can see the kaon flux experienced by the FM and by the cryogenic target,

respectively. The increased low momentum yield of kaons observed in the FM compared to the target position arises because these low momenta particles have a larger probability of decaying in the region between the FM and cryogenic target.

An achievable FM resolution/performance for various case scenarios can be illustrated in Fig. 25. Correct mass assignment for the $K_L \rightarrow \pi^+\pi^-\pi^0$ branch give a much narrower missing mass distribution.

The ratio between different branches is fixed. As expected, the magnetic field provides more precise event reconstruction.

We do not expect any influence of a neutron background on the FM. A similar system of ToF scintillators with trackers was working at the WASA detector for a decade under several orders of magnitude higher neutron fluxes without showing signal deterioration. Conventional PMT's proved to be very tolerable to a neutron flux. We also do not expect any neutron flux mediated disturbances in kaon flux measurements. At the position of the FM assembly the neutron flux is more or less confined within the beam pipe. However, the divergence of a neutron beam will cause some charge particle background, which would be seen by the FM. In some cases, like two-proton knockout or $nn \rightarrow np\pi^-$ reactions in the beam pipe material these events might mimic kaon decays. Fortunately, all these events would originate from the beampipe with a vertex displacement of a 35 mm in transversal direction, allowing a fair separation from useful kaon decays limited by 15 mm transverse displacement. The FM tracker system will provide sufficient accuracy to disentangle these cases with simple fiducial cuts.

To summarize: The flux determination with proposed FM and accuracy better than 5 % over the full range of energies seems to be feasible. Additional neutron flux monitoring with neutron-beam pipe scattering is possible. The FM construction is straightforward and can be completed within 1 year. No prototyping is necessary. No interference with existing Hall-D equipment is expected. For further details about the FM design and performance, see Ref. [161].

10.1.5 K_L Beam Parameters

1. Simulations Study of K_L Beam Production

Neutral kaon production was simulated for a photon bremsstrahlung beam produced by the 12 GeV electron beam in the Hall D CPS. The main mechanism of K_L production in our energy range is via ϕ -meson photoproduction, which yields the same number of K^0 and \bar{K}^0 . We have taken as a model the Pythia generator [171], which includes hyperon production. Total and differential cross sections for the ϕ -meson photoproduction on proton and complex nuclei (coherent and incoherent) data were taken from Refs. [172, 173]. The angular distributions that we used for $\phi \rightarrow K_L K_S$ decay are from Refs. [172, 174, 175]. Our calculations show that the ϕ decay in its rest frame is mostly perpendicular to the axis of ϕ -momentum. Since K_L 's need to stay along the original photon beam direction to get to the LH₂/LD₂ cryogenic target, this condition requires that the ϕ production and decay angles in the laboratory frame be about the same. That means that we will have only K_L 's from ϕ -mesons produced at relatively high momentum transfer t at the Be target. It suppresses the number of "useful" K_L 's by a factor of ~ 3 or more (in comparison with the case if K_L and K_S momenta

are parallel to the ϕ -momentum). The K_L absorption, used in our calculations, was studied extensively in Ref. [176]. More than 80 % of the produced K_L s will be absorbed in the Be target and following tungsten beam plug.

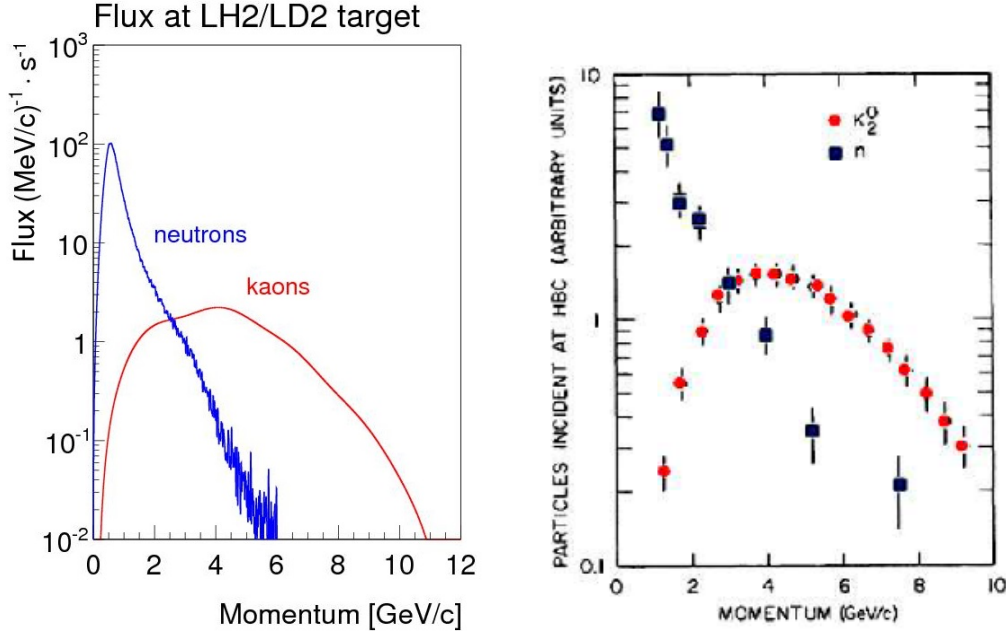


Figure 26: K_L and neutron momentum spectra on the cryogenic target. Left panel: The rate of K_L (red) and neutrons (blue) on the LH₂/LD₂ cryogenic target of Hall D as a function of their generated momentum, with a total rate of 1×10^4 K_L /s and 6×10^4 n /s. Kaon calculations were performed using Pythia generator [171] while neutron calculations were performed using the MCNP transport code [178]. Right panel: Experimental data from SLAC measurements using a 16 GeV/c electron beam were taken from Ref. [94] (Figure 2). The rate of K_L (red filled circles) and neutrons (black filled squares) is shown.

One of the main K_L -beam parameters is the momentum distribution (momentum spectrum as a function of the distance and angle) [177]. Results of our simulations for the K_L momentum spectrum for those K_L reaching the LH₂/LD₂ cryogenic target is shown in Fig. 24. The spectrum first increases with K_L momentum up to ~ 4 GeV/c since the ϕ decay cone angle decreases at higher γ -beam and K_L -momenta. This selects lower ϕ production t values, which are more favorable according to the ϕ differential cross section. At a certain point, the highest possible γ -beam momentum is reached and the K_L -momentum spectrum decreases to the endpoint. Pythia calculations show that ϕ decays yield roughly 70 % of the K_L flux with the rest originating from hyperon photoproduction. The number of K^0 exceeds the number of \bar{K}^0 by 30 % points according to this generator for our conditions.

To estimate the expected rate of K_L s at the LH₂/LD₂ cryogenic target, we used the conditions listed in Tables 1 and 2 which results in a beam flux of about 1×10^4 K_L /s from all production mechanisms at the cryogenic target (Fig. 26). We simulated the K_L and neutron production from 12-GeV electrons under these conditions for the GlueX K_L Facility and the

results (Fig. 26 (left)) are in reasonable agreement with the K_L spectrum measured by SLAC at 16 GeV (Fig. 26 (right)).

2. K_L Beam Background: Muons, Neutrons, and Gammas

Background radiation conditions are one of the most important parameters of the K_L beam for the JLab GlueX KL Facility [177].

(a) Muon Background

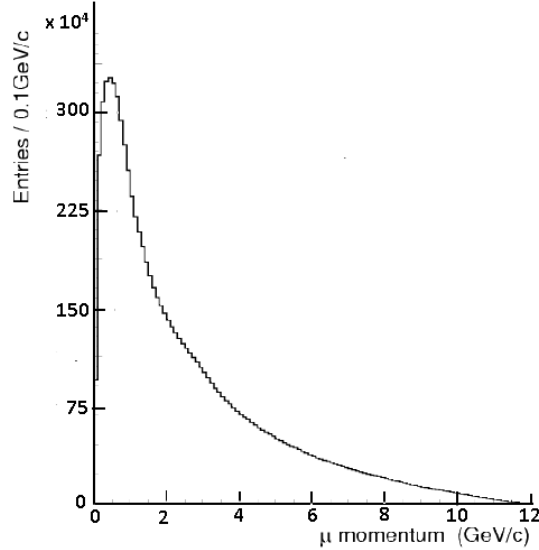


Figure 27: Muon momentum spectrum for Bethe-Heitler production.

Following Keller [179], our Geant4 [180] simulations included Bethe-Heitler muon background from the Be-production target and photon dump at CPS, both background into the detector and muon dose rate outside Hall D. Most of the muons are produced in the photon dump. Our calculations show that muons will be swept out of the K_L beamline; thus, they are not inherently a significant background. However, due to their high penetration ability, it might be important for purposes of the shielding. We have taken into account only the Bethe-Heitler muon production process. Muons from pion decays and other production mechanisms will increase the total muon yield only slightly. They were not included in our model. The number of produced muon in the Be target and tungsten beam plug is about the same, but muons originating in tungsten have a much softer momentum spectrum. The estimated number of produced muons is $\sim 6 \times 10^6 \text{ s}^{-1}$. Their momentum spectrum is shown in Fig. 27.

To summarize: Half of muons will have momenta higher than 2 GeV/c, $\sim 10\%$ of muons will have momenta higher than 6 GeV/c, and $\sim 1\%$ of muons will have momenta above 10 GeV/c. Overall, the muon flux for the KLF experiment is tolerable.

(b) Neutron and Gamma Background

To estimate the neutron and gamma flux in a beam and neutron dose rate in the experimental hall from scattered neutrons and gamma, we used the MCNP6 N-Particle

(MCNP) Transport code [178]. The realism of MCNP simulations is based on the advanced nuclear cross section libraries created and maintained in national laboratories of DOE complex. The physical models implemented in the MCNP6 code take into account bremsstrahlung photon production, photonuclear reactions, neutron and photon multiple scattering processes. The experimental hall, collimator cave, and photon beam resulted from copper radiator were modeled using the specifications from the layout presented in Figure 28 shown as a 3D graphic model of the experimental setup.

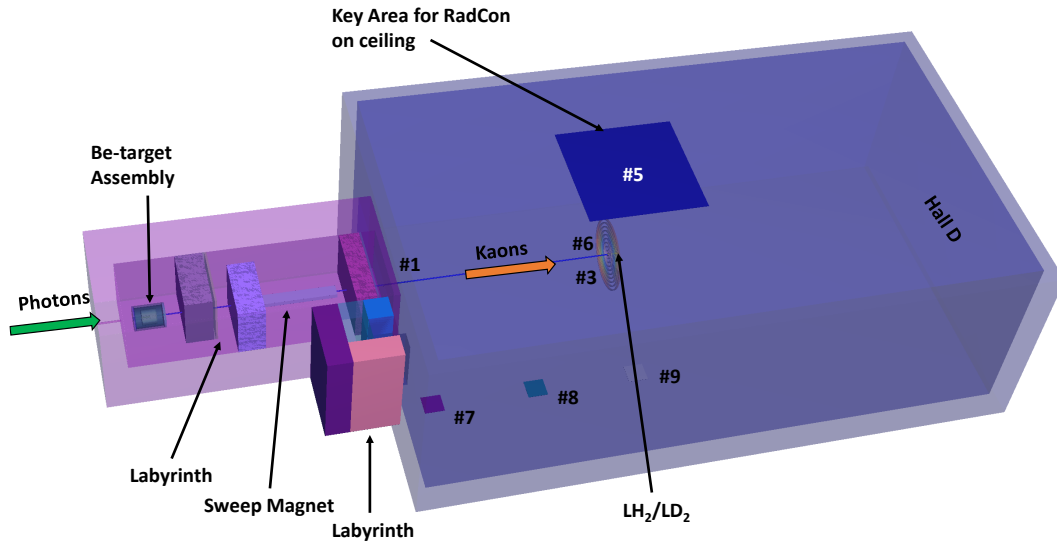


Figure 28: Schematic view of Hall D setting for MCNP transport code [178] calculations. Beam goes from left to right. The model is presented as semi-transparent for demonstration purposes. This 3D plot is a part of Hall D beamline as Fig. 17 and some tallies are shown.

The MCNP model simulates a 12 GeV $5\mu\text{A}$ electron beam hitting the copper radiator inside the CPS. Electron transport was traced in copper radiator, vacuum beam pipe for bremsstrahlung photons, and Be-target. Neutrons and photons were traced in all components of the used MCNP model. The media outside concrete walls of the collimator cave and bremsstrahlung photon beam pipe was excluded from consideration to facilitate the calculations.

For MCNP calculations (in terms of flux [part/s/cm^2] or biological dose rate [mrem/h]), several tallies (as Tables 8 and 9 will show below) were placed along the beam and at the experimental hall for neutron and gamma fluence estimation Tally descriptions are given in Appendix A4 (Sec. 16). Fluence-to-Effective Dose conversion factors from ICRP 116 [181] were implemented to convert neutron fluence to effective dose rate.

The tally #5 (Table 9) was selected by the RadCon to estimate neutron fluence at the experimental hall ceiling just above the GlueX detector. That is the Key Area for RadCon shown in Fig. 28. The neutron dose rate calculated for the layouts from Fig. 71 on tally #5 is 0.11 ± 0.04 mrem/h which is acceptable by RadCon.

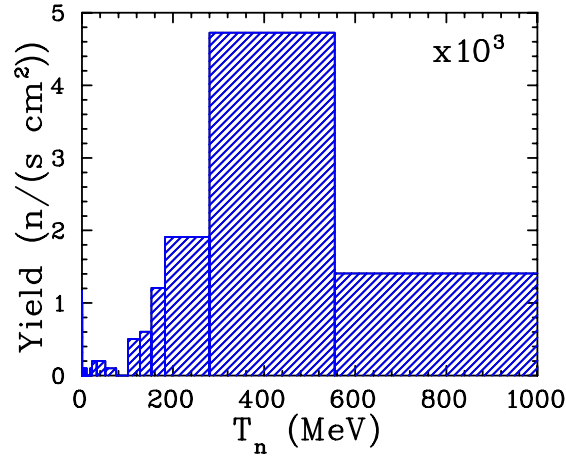


Figure 29: Neutron energy spectrum at the beam and face of the cryogenic target, tally #3.

The neutron flux on the face of the LH_2/LD_2 cryogenic target (tally #3) is $1.7 \times 10^4 \text{ n/(s}\cdot\text{cm}^2)$. The spectrum of neutrons at the face of the cryogenic target is shown in Fig. 29. The neutron energy on the cryogenic target varied between 0.1 – 1 GeV with an exponentially dropping tail extending up to 10 GeV. The flux is not sufficient to provide a significant background in the case of np or nd interactions in the cryogenic target, see Appendix 16 for details.

The neutron dose rate for the silicon photomultipliers (SiPM) of the start counter [182–184] and BCAL [184, 185] is given in Fig. 30 (left). There is an issue for SiPM and low level of BCAL. Previous studies stand that the dose rate of 30 mreh/h increases a dark current at SiPM by a factor of 5 after 75 days of running period [186].

In our initial calculations (Fig. 30), we ignored Pair Spectrometer and FM magnets. In new calculations (Table 9), we took them into account as well as 4 SEG-blocks ($132 \times 132 \times 66 \text{ cm}^3$) shildings around the beam pipe and a concrete block ($132 \times 132 \times 20 \text{ cm}^3$) with a steel collimator for the beam pipe (outer $\varnothing 13 \text{ cm}$ and inner $\varnothing 8 \text{ cm}$). We are confident that the additional steel collimator between SEG-blocks reduces a neutron radiation dose for BCAL up to $<0.1 \text{ mrem/h}$ (tallies #10 – #19) (Table 9) which is negligible. While there is still an issue for SiPMs of the start counter which is $632 \pm 145 \text{ mrem/h}$ (tally #6). SiPMs can be replaced with regular PMTs, but we have to worry about shielding the magnetic field. Another option is MCP-PMTs which are rad hard and resistant to magnetic fields.

To estimate the photon flux in a beam and gamma dose rate in the experimental hall from scattered neutrons, we used the same MCNP Transport code [178]. After passing through a 30 % R.L. tungsten beam plug and the charged background component removed by the sweep magnet, we will have some residual γ background produced by EM showers. The energy spectrum of residual gammas is shown in Fig. 31. It decreases exponentially with increasing energy of photons and vanishes above 30 MeV.

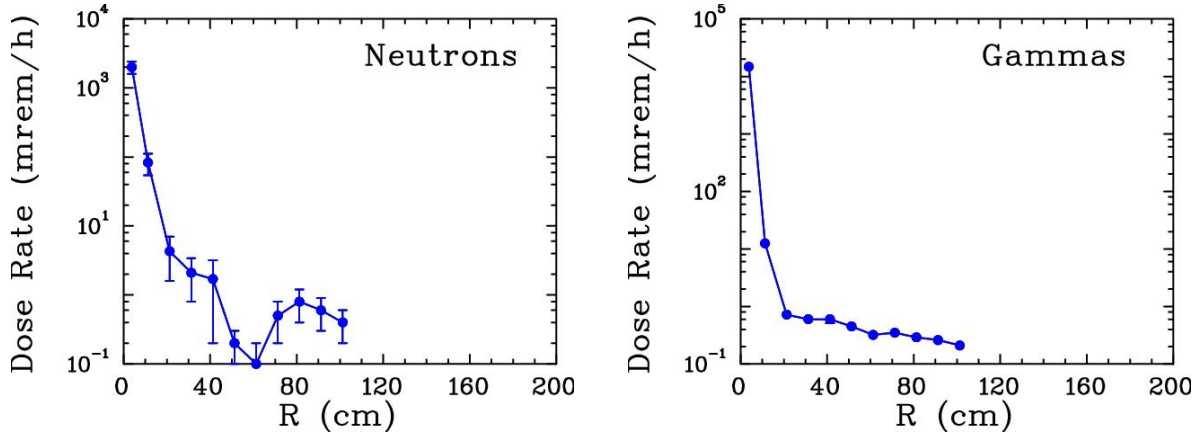


Figure 30: Neutron (left) and gamma (right) dose rate background calculated for SiPM (tally #6) and BCAL (tallies #10-19) on the face of the cryogenic target. In this case, we did not take into account additional shildings in the experimental hall.

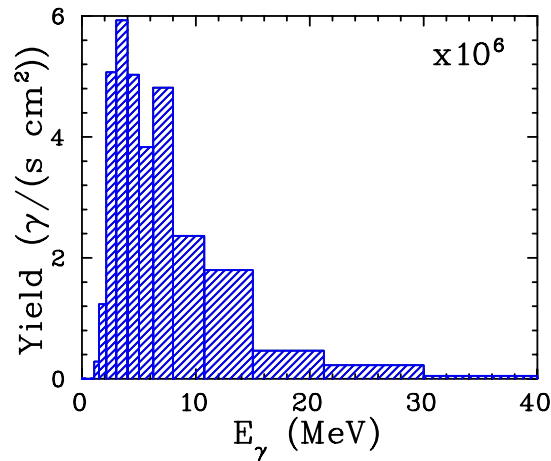


Figure 31: Gamma energy spectrum at tally #1.

The gamma dose calculated on tally #5 is $(2.0 \pm 0.1) \times 10^{-2}$ mrem/h which is acceptable by RadCon.

To summarize: The neutron and gamma flux and dose rate for the KLF experiment is below the RadCon limit as listed in Tables 8 and 9. Overall, the Be-target assembly conceptual design satisfies the RadCon the radiation dose rate limit in the Hall D. The full engineering design is on the way.

3. K_L Momentum Determination and Beam Resolution

The mean lifetime of the K_L is 51.16 ns ($c\tau = 15.3$ m) whereas the mean lifetime of the K^- is 12.38 ns ($c\tau = 3.7$ m) [2]. For this reason, it is much easier to perform measurements of

$K_L p$ scattering at low beam energies compared with $K^- p$ scattering.

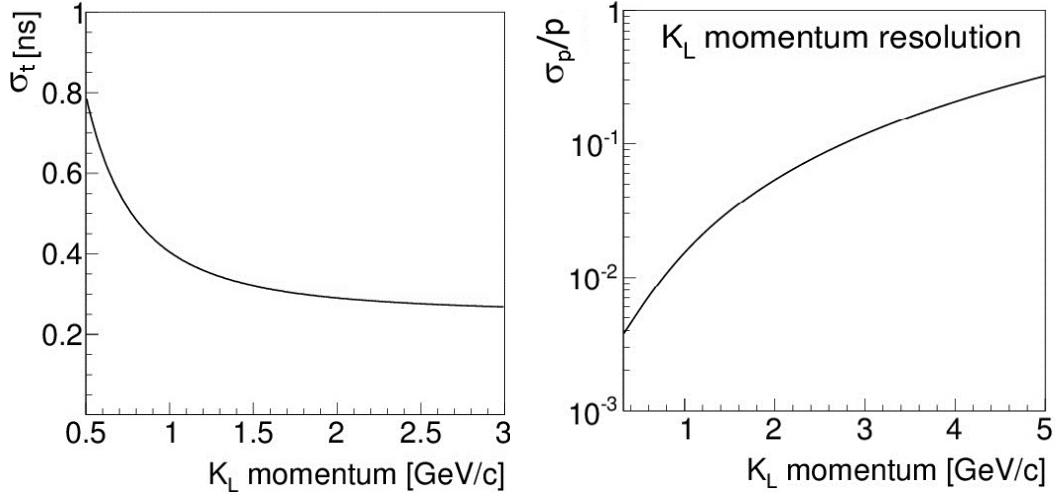


Figure 32: Left panel: Time resolution (σ_t) for K_L beam as a function of K_L -momentum. Right panel: Momentum resolution (σ_p/p) as a function of momentum (note, log scale).

The momentum of a K_L beam can be measured using time-of-flight (TOF) - the time between the accelerator bunch (RF signal from CEBAF) and the reaction in the LH_2/LD_2 target as detected by the GlueX spectrometer. Thus the TOF resolution is a quadratic sum of accelerator time and GlueX spectrometer time resolutions. Since the accelerator signal has a very good time resolution on the order of few picoseconds, the TOF resolution will be defined mainly by the GlueX detector. The time resolution of the GlueX detector is discussed in Sec. 4. The details of time reconstruction for the TOF is discussed in Sec. 11.1. In our calculations, we used currently achieved Start Counter time resolution of 250 ps to show the time and beam momentum resolution vs. kaon momentum (Fig. 32). All hyperon production reactions have very similar TOF and final state reconstructed W -resolution, see Sec. 11 and Appendix A5 (Sec. 17). While the W resolution vs. W shows on (Fig. 33).

To get precise TOF information, the electron beam needs to have a narrow bunch time structure. As discussed in Sec. 10.1.1, the electron beam can be delivered with predetermined repetition rate. For the K_L experiment, the 64 ns bunch spacing structure is an optimal choice. It allows no cross-bunch overlap for the full range of kaon beam momentum from $p_{K_L} > 320 \text{ MeV}/c$.

The uncertainty in a neutral kaon production position at lower momenta ($p < 0.5 \text{ GeV}/c$) affects timing resolution caused by the TOF difference between the photon and kaon time traversing the Be target, however, as $\Delta p/p = \gamma^2 \Delta t/t$ momentum resolution is below 1 % at lower momenta. The TOF resolution is flat for momenta higher than 1 GeV/c. The momentum resolution decreases with momentum: for 1 GeV/c it is $\sim 1.5 \%$ and for 2 GeV/c it is $\sim 5 \%$. For fully reconstructed final states W can be reconstructed directly, providing a better resolution in the region where the TOF method deteriorates, $W > 2.2 \text{ GeV}$ (see dashed curve in Fig. 33).

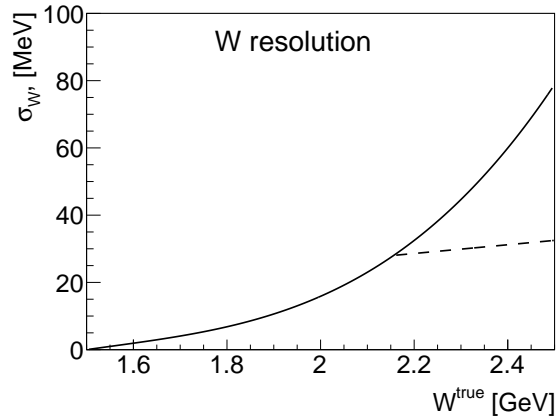


Figure 33: The energy resolution (σ_W) as a function of energy. The dashed line shows approximate W resolution from reconstruction of the final-state particles.

4. GlueX Detector Time Resolution

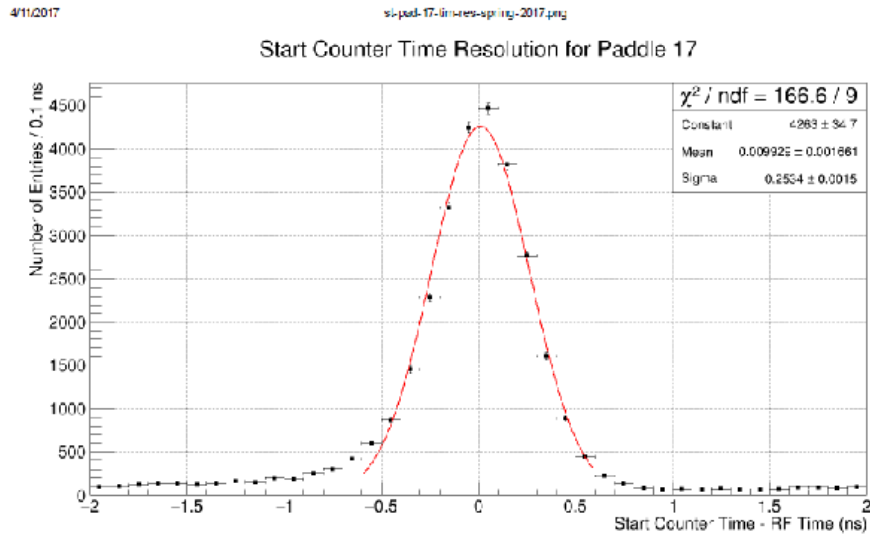


Figure 34: Time difference between the measured and expected ST time from the Spring 2017 GlueX run period. The data were fitted with a Gaussian to determine the current time resolution of ~ 250 ps.

The K_L beam momentum and time resolution are governed by the time resolution provided by the GlueX detector from the reconstruction of charged particles produced in the LH_2/LD_2 target. There are three detector systems that can provide precision timing information for reconstructed charged particles in GlueX: the Start Counter (ST) [183], Barrel Calorimeter (BCAL) [185], and Time of Flight (TOF) detectors. The aforementioned detectors and the charged particle time resolutions they provide are discussed in this section.

The GlueX ST is a cylindrical plastic scintillator detector surrounding the LH_2/LD_2 target, with 3 mm thick scintillator bars and a tapered nose region that bends toward the beamline at

the downstream end. The scintillation light from each of the 30 scintillator bars is detected by an array of four $3 \times 3 \text{ mm}^2$ Hamamatsu S10931-050P surface mount silicon photomultipliers (SiPMs) [187]. The time resolution of the ST was determined to be 250 ps during the 2016 and 2017 GlueX run periods (as shown in Fig. 34) and thus provided adequate separation of the 250 MHz photon beam bunch structure delivered to Hall D during that time. This performance was achieved using the recommended operating gain and bias voltages supplied by Hamamatsu to provide both the FADC 250 analog signals and precision FITDC discriminator signals used in the GlueX reconstruction.

To summarize: The simulation studies in this proposal (see Sec. 11) have assumed a time resolution of 250 ps, which is adequate for the proposed physics program. With the current detector, the overall K_L -momentum resolution will be determined by utilizing the timing information from the ST, BCAL, and TOF detectors and will probably overshoot a very conservative 250 ps specification. Finally, we are exploring potential upgrades to improve the ST time resolution significantly; however, such improvements would not influence much on the resonance parameters extracted by the PWA, hence they have low priority for the proposed hyperon spectroscopy program.

10.2 LH_2/LD_2 Cryogenic Target for Neutral Kaon Beam at Hall D

The proposed experiment will utilize the existing GlueX liquid hydrogen cryogenic target (Fig. 35) modified to accept a larger diameter target cell [188]. The GlueX target is comprised of a kapton cell containing liquid hydrogen at a temperature and pressure of about 20 K and 19 psia, respectively. The 100 ml cell is filled through a pair of 1.5 m long stainless steel tubes (fill and return) connected to a small container where hydrogen gas is condensed from two room-temperature storage tanks. This condenser is cooled by a pulse tube refrigerator with a base temperature of 3 K and cooling power of about 20 W at 20 K. A 100 W temperature controller regulates the condenser at 18 K.

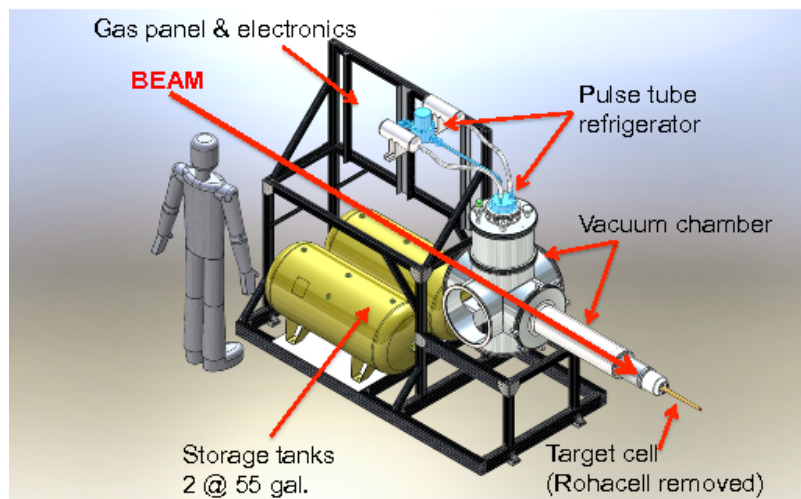


Figure 35: The GlueX liquid hydrogen target.

The entire target assembly is contained within an “L”-shaped stainless steel and aluminum vacuum chamber with a Rohacell extension surrounding the target cell. The ST for the GlueX experiment fits snugly over this extension. The vacuum chamber, along with the hydrogen storage tanks, gas handling system, and control electronics, is mounted on a custom-built beamline cart for easy insertion into the Hall D solenoid. A compact I/O system monitors and controls the performance of the target, while hardware interlocks on the target temperature and pressure and on the chamber vacuum ensure the system’s safety and integrity. The target can be cooled from room temperature and filled with liquid hydrogen in about 5 hours. For empty target runs, the liquid can be boiled from the cell in about 20 minutes (the cell remains filled with cold hydrogen gas), and then refilled with liquid in about 40 minutes.

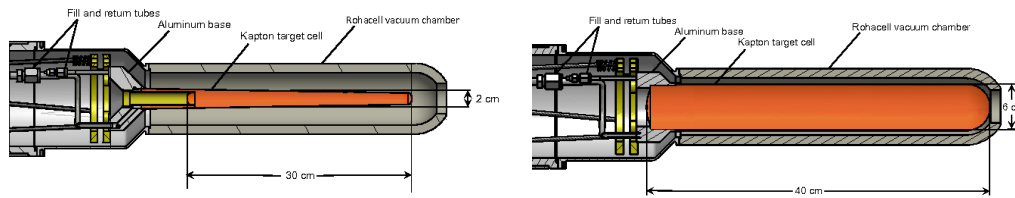


Figure 36: Left: Kapton target cell for the GlueX LH_2/LD_2 cryogenic target. Right: Conceptual design for a larger target cell for the proposed K_L beam at Hall D experiment.

The GlueX cell (Fig. 36 (left)) is closely modeled on those utilized at Hall B for more than a decade and is a horizontal, tapered cylinder about 0.38 m long with a mean diameter of 0.02 m. The cell walls are 130 μm kapton glued to an aluminum base. A $\varnothing 0.02$ m reentrant beam window defines the length of LH_2/LD_2 in the beam to be about 0.30 m. Both entrance and exit windows on the cell are 75 μm kapton. In normal operation, the cell, the condenser, and the pipes between them are all filled with liquid hydrogen. In this manner, the liquid can be subcooled a few degrees below the vapor pressure curve, greatly suppressing bubble formation in the cell. In total, about 0.4 liter of LH_2 is condensed from the storage tanks, and the system is engineered to recover this quantity of hydrogen safely back into the tanks during a sudden loss of insulating vacuum, with a maximum allowed cell pressure of 49 psia [189].

A conceptual design for the neutral kaon beam target is also shown in Fig. 36 (right). The proposed target cell has a $\varnothing 0.06$ m and a 0.40 m length from entrance to exit windows, corresponding to a volume of about 1.1 liter, which will require filling the existing tanks on the target cart to about 50 psia. The Collaboration will work with the JLab Target Group to investigate alternative materials and construction techniques to increase the strength of the cell. As an example, the LH_2 target cell recently developed for Hall A is $\varnothing 0.063$ m, 0.18 m long and has a wall thickness of approximately 0.2 mm. The cell is machined from a high-strength aluminum alloy, AL7075-T6, and has a maximum allowed pressure of about 100 psia. It is expected that minor modifications to the cryogenic target’s piping systems will also be required to satisfy the increased volume of condensed hydrogen.

The proposed system is expected to work equally well with liquid deuterium, which condenses at a slightly higher temperature than hydrogen (23.3 K versus 20.3 K at atmospheric pressure). The expansion ratio of LD_2 is 13 % higher, which implies a storage pressure of about 60 psia.

Therefore, the new target cell must be engineered and constructed to work with both LH_2 and LD_2 .

11 Expected Results and Beam Time Requirements

11.1 Simulations and Reconstruction of Various Channels using GlueX Detector

The K_L beam is generated by sampling the momentum distribution of K_L particles produced by interactions of a photon beam with a beryllium target 24 m upstream of the LH_2/LD_2 cryogenic target. The K_L beam profile was simulated to be uniform within a $\varnothing 0.06$ m at the LH_2/LD_2 cryogenic target. The expected K_L beam nonuniformity is below 2 % with a beam divergence $< 0.15^\circ$ (see Table 1). Due to the very strong t -dependence in the ϕ photoproduction cross section [190] and the P -wave origin of the $\phi \rightarrow K_L K_S$ decay, the majority of kaons will be produced at very small angles. In the simulation studies discussed in this section, 1×10^4 K_L /s are impinged on a 0.40 m long LH_2 target for a beamtime of 100 PAC days.

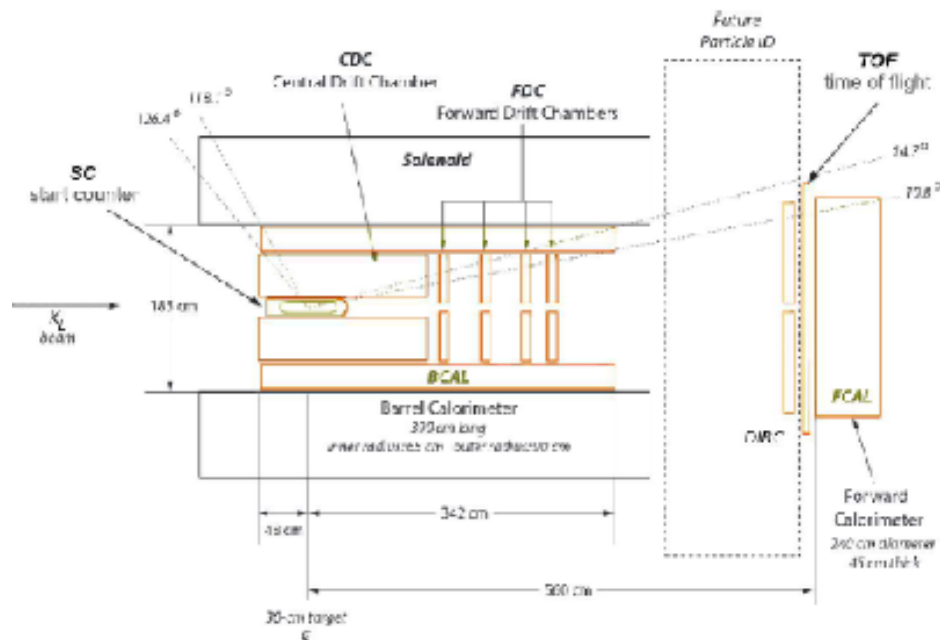


Figure 37: Schematic view of the GlueX detector.

The GlueX detector is a large acceptance detector based on a solenoid design with good coverage for both neutral and charged particles. The detector consists of a solenoid magnet enclosing devices for tracking charged particles and detecting neutral particles, and a forward region consisting of two layers of scintillators (TOF) and a lead-glass EM calorimeter (FCAL). A schematic view of the GlueX detector is shown in Fig. 37. The magnetic field at the center of the bore of the magnet for standard running conditions is about 2 T. The trajectories of charged particles produced

by interactions of the beam with the 0.40-m LH_2/LD_2 cryogenic target at the center of the bore of the magnet are measured using the Central Drift Chamber (CDC) for angles greater than $\approx 20^\circ$ with respect to the beamline. Forward-going tracks are reconstructed using the Forward Drift Chambers (FDC). The timing of the interaction of the kaon beam with the LH_2 cryogenic target is determined using signals from the ST, an array of 30 mm thin (3 mm thick) scintillators enclosing the target region. Photons are registered in the central region by the BCAL. Detector performance and reconstructions techniques were evaluated during the main GlueX program. Details can be found elsewhere [191].

This section describes some simulations of events generated by K_L beam particles interacting with a LH_2/LD_2 cryogenic target at the center of the solenoid [192]. All simulations assumed standard beam/target conditions listed in Tables 1 and 2. The GlueX detector is used to detect one or all of the final-state particles. For hyperon spectroscopy, we will be focusing on a few of simple two-body reactions, namely

1. $K_L p \rightarrow K_S p$,
2. $K_L p \rightarrow \pi^+ \Lambda$,
3. $K_L p \rightarrow K^+ \Xi^0$
4. $K_L d \rightarrow K^+ \Xi^- p_{\text{spectator}}$
5. $K_L p \rightarrow K^+ n$.

For each topology, one particle (the proton for the $K_S p$ channel, the π^+ for the $\pi^+ \Lambda$ channel and the K^+ for the $K^+ \Xi/K^+ n$ channels) provides a rough determination of the position of the primary vertex along the beamline that is used in conjunction with the ST to determine the flight time of the K_L from the Be target to the hydrogen target. Protons, pions, and kaons are distinguished using a combination of dE/dx in the chambers and time-of-flight to the outer detectors (the BCAL and two layers of scintillators (TOF)). See Appendix A4 (Sec. 16) for further details.

11.2 Expected results in Hyperon Spectroscopy

11.2.1 $K_L p \rightarrow K_S p$ Reaction

The total production cross section, shown in Fig. 38, is reasonably large; however, for the differential cross section there is a fair amount of tension in the existing data sets between different measurements, and the angular coverage in some bins is sparse. Figure 39 shows the existing differential cross section data for several bins in W . The cross section as a function of $\text{CM } \cos \theta$ was parametrized using a set of Legendre polynomials (blue curves in Fig. 39); the weights of each polynomial in the set depended on W . This parametrization was used to generate $K_L p \rightarrow K_S p$ events that were passed through a full Geant3-based Monte Carlo (MC) of the GlueX detector. The final-state particles were constructed using the standard GlueX reconstruction code. We reconstructed the K_S in its $\pi^+ \pi^-$ channel. More details about the reconstruction of this channel

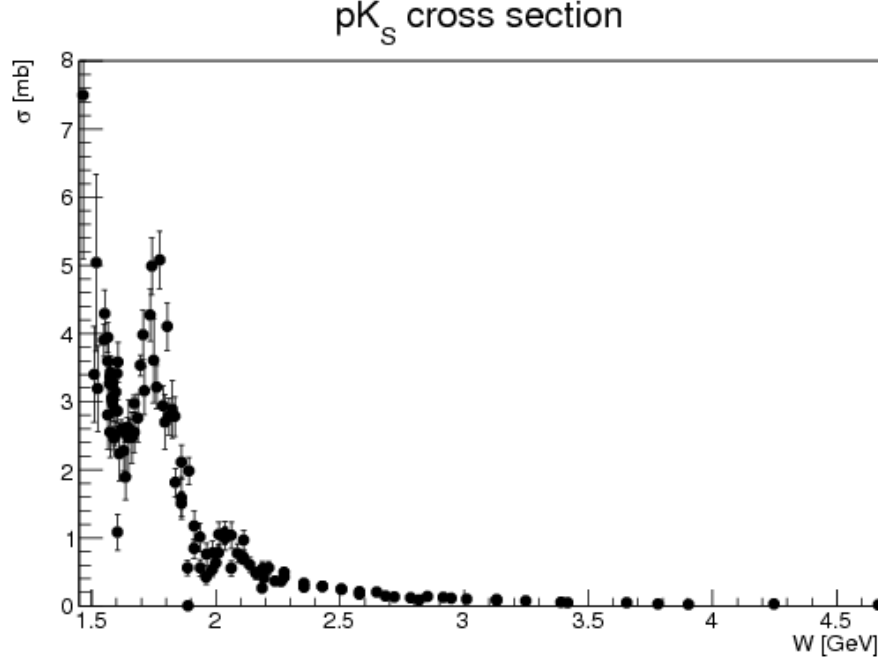


Figure 38: Total cross section for $K_L p \rightarrow K_S p$ as a function of W . The measured data are from [193] and references therein.

can be found in Appendix A5 (Sec. 17.1.1). Estimates for statistical uncertainties in the measured cross section for 100 days of running as a function of $\text{CM } \cos \theta$ for several values of W are shown in Fig. 40. We estimate that for $W < 3$ GeV, we will detect on the order of 2.7M $K_S p$ events in the $\pi^+ \pi^-$ channel.

11.2.2 $K_L p \rightarrow \pi^+ \Lambda$ Reaction

The $K_L p \rightarrow \pi^+ \Lambda$ and $K_L p \rightarrow \pi^+ \Sigma^0$ reactions are key to studying hyperon resonances – an analog of $N\pi$ reactions for the N^* spectra. They are also the key reaction to disentangling the weak exchange degeneracy of the $K^*(892)$ and $K^*(1420)$ trajectories. (A general discussion is given in Appendix A1 (Sec. 13) and Sec. 9). The first measurement of this reaction was performed at SLAC in 1974 [159] for K_0 beam momentum range between 1 GeV/ c to 12 GeV/ c . The total number of $\pi^+ \Lambda$ events was about 2500 events, which statistically limits the measurement.

Through the MC simulation, we show our estimate of the statistical uncertainty of the $\pi^+ \Lambda$ total cross section as a function K_L beam momentum with GlueX detector in Hall-D as shown in Fig. 41 (left). We kept the same momentum bin size as the one from the SLAC data. The box-shaped error bars in the MC points (red triangles) were increased by a factor of 10 for comparison with the SLAC data. The proposed measurements will provide unprecedented statistical accuracy to determine the cross section for a wide range of K_L -momentum. In Fig. 41 (right), the t -dependent cross sections were shown in three beam momentum bins same as SLAC data sets: $p_{K^0} = 1.5 - 2.5$ GeV/ c (solid bullets), $p_{K^0} = 2.5 - 3.5$ GeV/ c (solid rectangles) and $p_{K^0} = 3.5 - 5.0$ GeV/ c (solid triangles). As

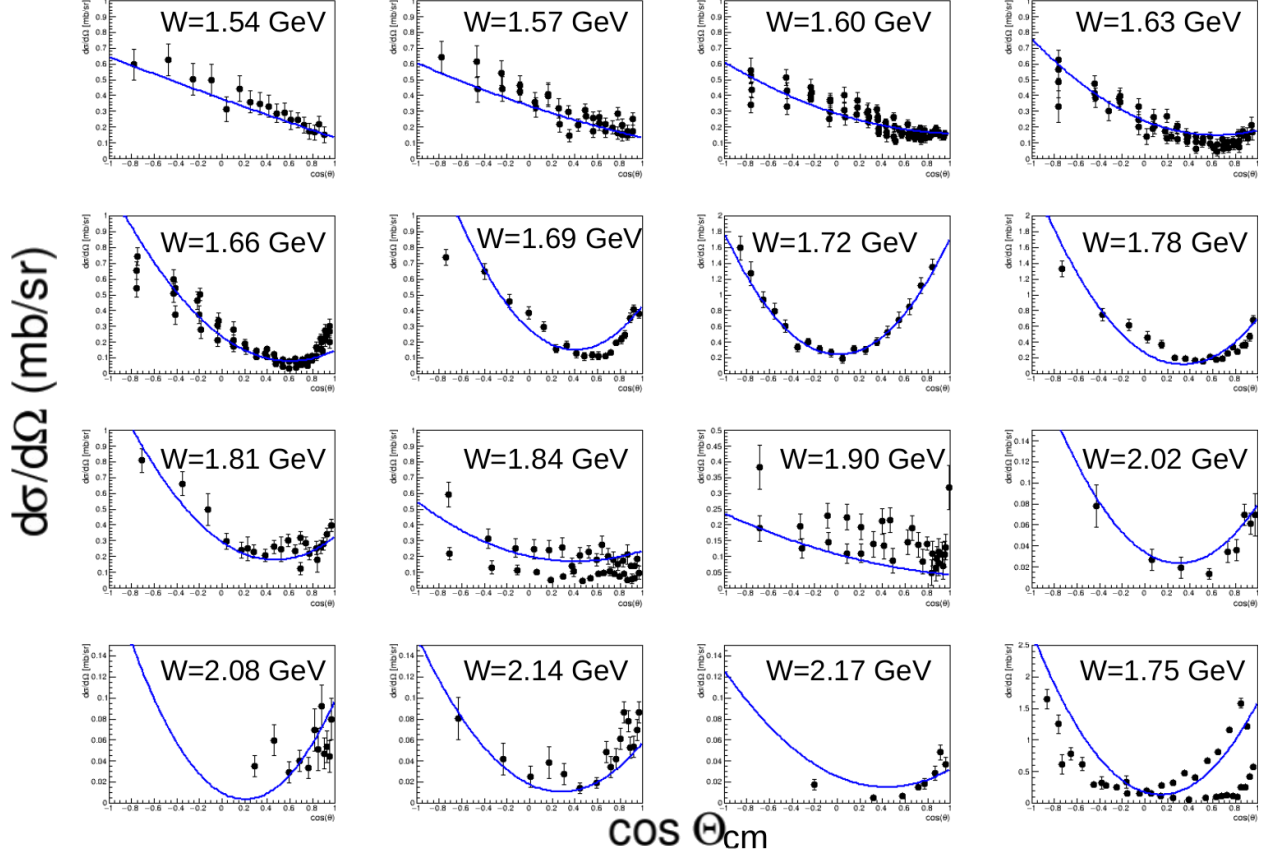


Figure 39: Differential cross section plots for $K_{LP} \rightarrow K_{SP}$ as a function of W . The blue curves are the result of a parametrization of the cross section in terms of Legendre polynomials. The measured data are from [193].

it shows, a strong forward peaking in t -channel for all momenta was observed, which appears to move out $\langle -t \rangle = 0.4 - 0.5 \text{ GeV}^2$ at higher momenta.

Parity violation in the weak decay of Λ makes it possible to measure the induced polarization. The induced Λ polarization (P_Λ) can be observed by measuring the angular distribution of the proton with respect to the normal vector to the production plane. As one can see in Section 6 the recoil polarization is extremely sensitive and valuable tool to constrain PWA amplitudes. Our simulations show that existing SLAC data can be improved a lot by K_L facility at JLab (see Fig. 42).

11.2.3 Cascade Reactions on Proton and Neutron Targets: $K_{LP} \rightarrow K^+\Xi^0$ and $K_{Ln} \rightarrow K^+\Xi^-$

The study of cascade data will allow us to place stringent constraints on dynamical coupled-channel models. It was recently found in N^* spectroscopy that many N^* resonances do not couple strongly to a $N\pi$ channel, but are nicely seen in $K\Lambda$ and $K\Sigma$ channels. The corresponding situation in hyperon spectroscopy leads to many Λ^* and Σ^* resonances decaying preferably to a $K\Xi$ channel

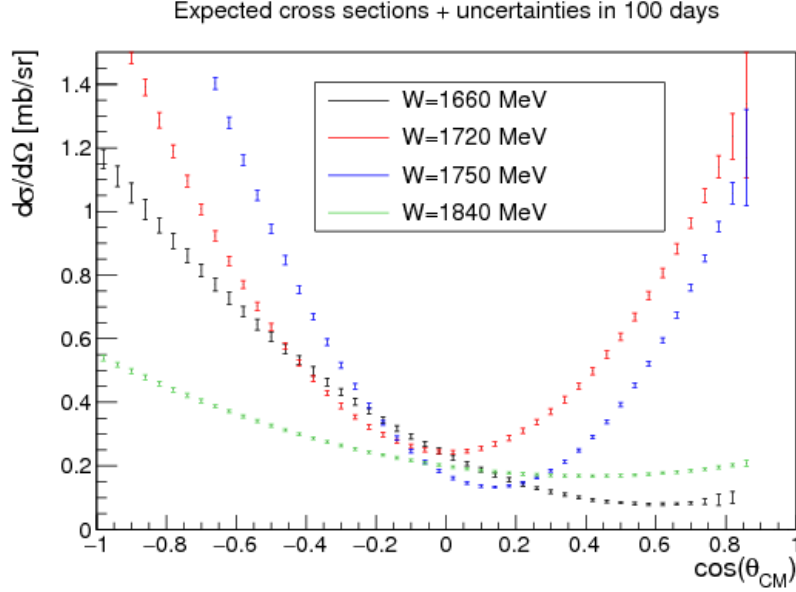


Figure 40: Reconstructed $K_{Lp} \rightarrow K_{Sp}$ differential cross sections for various values of W for 100 days of running.

(see Appendix A1 (Sec. 13) for details). In addition, cascade data will provide us with long-sought information on missing excited Ξ states and the possibility to measure the quantum numbers of the already established $\Xi(1690)$ and $\Xi(1820)$ from a double-moments analysis. The expected large data sample will allow us to determine the induced polarization transfer of the cascade with unprecedented precision, which will place stringent constraints on the underlying dynamics of the reaction. Polarization measurements of hyperons shed light on the contribution from individual quarks to the overall polarization of these states. The polarization of the ground-state cascade can be measured from its weak decay in a straightforward way. With a K_L beam, the study of the reactions $K_{Lp} \rightarrow K^+\Xi^0$ and $K_{Ln} \rightarrow K^+\Xi^-$ is quite simple and an unprecedented statistical sample can be easily obtained. The statistical uncertainty obtained for two-fold differential polarization observables with 100 days of beam time ($\sim 1 \times 10^5$ reconstructed events) is of the order of 0.05–0.1, which will allow precision tests on the underlying dynamics to be performed. It also will be a first measurement of this kind.

1. $K_{Lp} \rightarrow K^+\Xi^0$ Reaction

Several topologies can be used to reconstruct $K_{Lp} \rightarrow K^+\Xi^0$ events, thereby enhancing the available statistics. The biggest contribution results from requiring the reconstruction of only the K^+ in the final state and reconstructing the reaction using the missing-mass technique. The Ξ^0 decays almost 100 % of the time to $\pi^0\Lambda$. By utilizing the large branching ratios for $\Lambda \rightarrow \pi^-p$ and $\pi^0 \rightarrow \gamma\gamma$ decays, we can also fully reconstruct the Ξ^0 s in the final state using the four-momenta of the detected final-state particles. Figure 43 shows the expected W resolution for this reaction with the ToF-method (black) and when W is determined from all detected final-state particles (blue).

In 100 days of beamtime, we expect 3×10^6 $K_{Lp} \rightarrow K^+\Xi^0$ events. Out of which, one

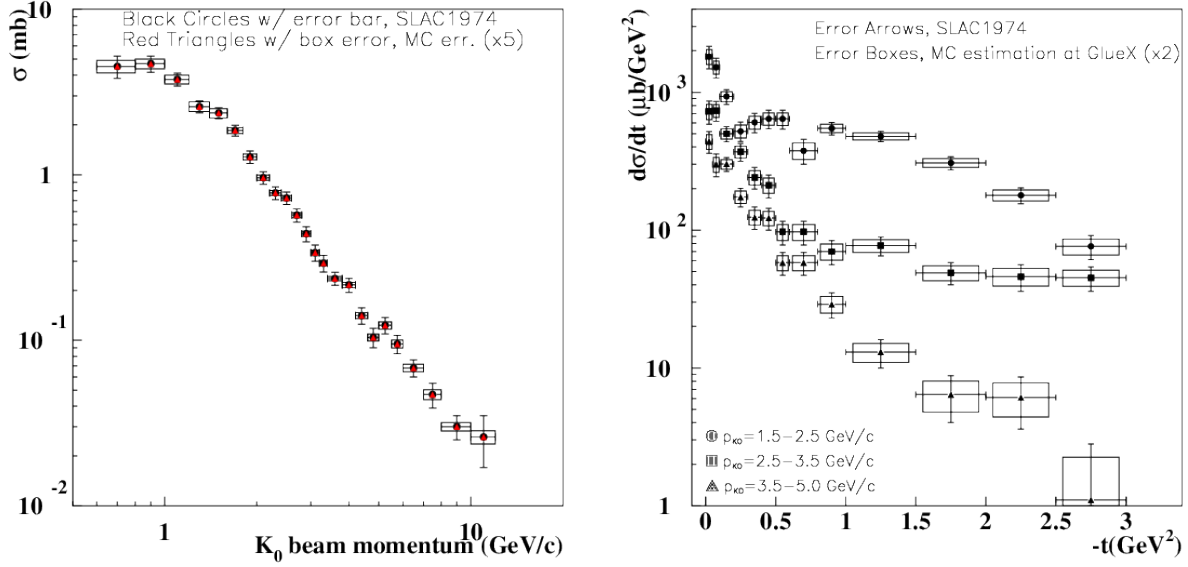


Figure 41: Left panel: The total cross section uncertainty estimate (statistical uncertainty only) for $K_L p \rightarrow \pi^+ \Lambda$ reaction as a function of K_L beam momentum in comparison with SLAC data [159]. The experimental uncertainties have tick marks at the end of the error bars. The box-shaped error bars in the MC points from K_L beam at GlueX were increased by a factor of 5. Right panel: The t -dependent cross sections in three beam momentum bins (same as SLAC data sets): $p_{K^0} = 1.5 - 2.5$ GeV/c (solid bullets), $p_{K^0} = 2.5 - 3.5$ GeV/c (solid rectangles) and $p_{K^0} = 3.5 - 5.0$ GeV/c (solid triangles). The box-shaped error bars in the MC points from K_L beam at GlueX detector were increased by a factor of 2.

can reconstruct 2×10^6 events for Topology 1 ($K_L p \rightarrow K^+ X$); 1×10^5 for Topology 2 ($K_L p \rightarrow K^+ \Lambda X$); and 2×10^4 for Topology 3 ($K_L p \rightarrow K^+ \Xi^0$). Figure 44 compares the statistical uncertainties of the total and differential cross sections for the reaction $K_L p \rightarrow K^+ \Xi^0$ with existing data taken from [194] for the three different topologies (column 1: only K^+ reconstructed, column 2: $K^+ \Lambda$ reconstructed, and column 3: $K^+ \Xi^0$ reconstructed).

These statistics also allow us to determine the cascade-induced polarization by utilizing the fact that the cascade is self-analyzing with an analyzing power of -0.406 [2]. Figure 45 shows the statistical uncertainty estimates of the induced polarization of the cascade by simple fits to the acceptance-corrected yields of the pion angular distribution in the Ξ^0 rest frame.

The main background for this reaction would come from the reactions $K_L p \rightarrow K^+ n$ and $K_L p \rightarrow \pi^+ \Lambda$, where the π^+ is misidentified as a kaon. The former reaction has an order-of-magnitude higher cross section than $K_L p \rightarrow K^+ \Xi^0$; however, the W resolution below 2.5 GeV allows a clean separation of these two reactions. Detection and reconstruction of the Λ places additional constraints that reduce any background contributions significantly. Neutron-induced reactions are not expected to contribute significantly to background and with missing-mass, invariant-mass, and time-of-flight cuts, such background contributions

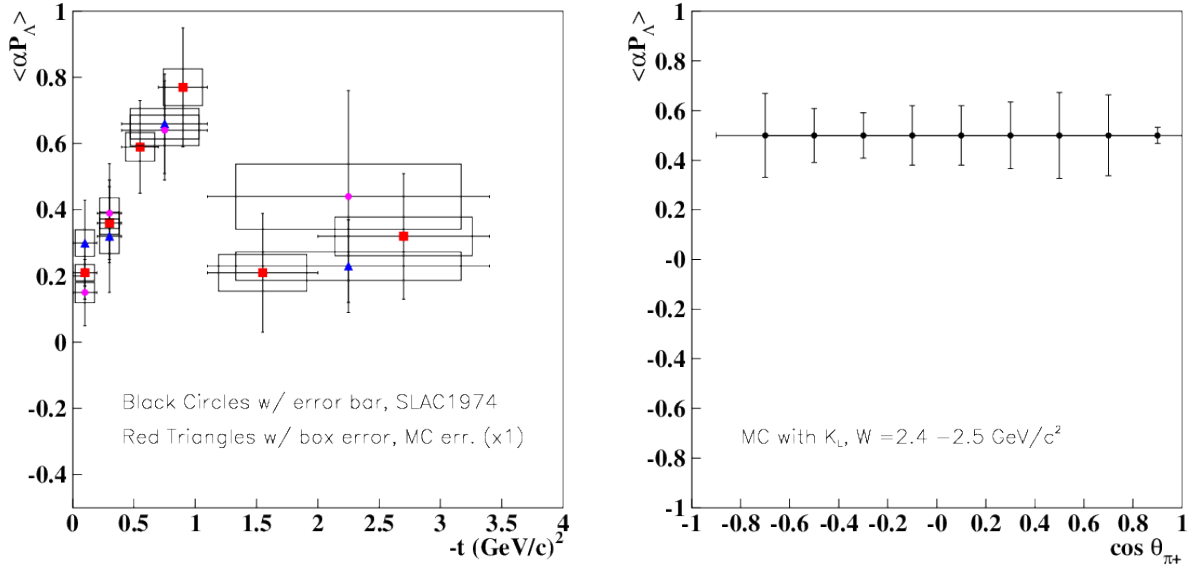


Figure 42: Left panel: The averaged polarization, $\langle \alpha P_\Lambda \rangle$ as a function of the beam momentum from Ref. [159], $p_{K^0} > 2.5 \text{ GeV}/c$ (red boxes), $p_{K^0} = 2.5 - 3.8 \text{ GeV}/c$ (blue triangles) and $p_{K^0} > 3.8 \text{ GeV}/c$ (purple bullets). The experimental uncertainties have tick marks at the end of the error bars. The box-shaped error bars from the MC for the K_L beam at GlueX, assuming 100 days beamtime. $\alpha = 0.645$ is the Λ analysing power. Right panel: Estimates of the statistical uncertainties of the Λ polarization as a function of CM $\cos \Theta_{\pi^+}$ for the $W = 2.4 - 2.5 \text{ GeV}$ energy bin.

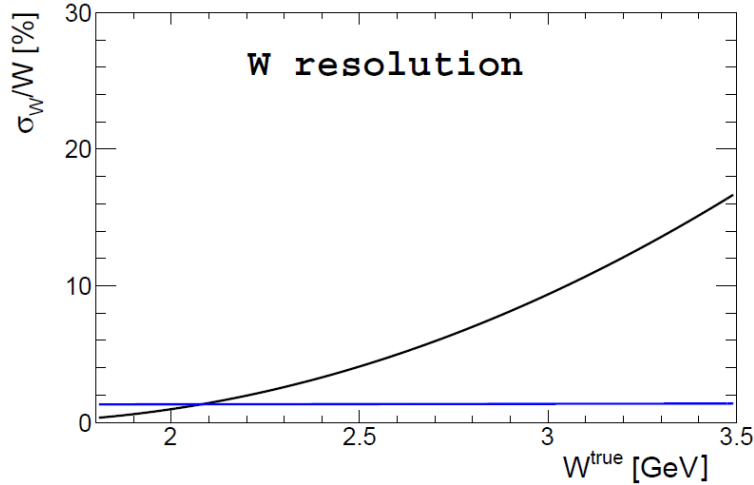


Figure 43: W resolution of σ_W/W , for the time-of-flight method (black) and when W is determined from all detected final-state particles (blue).

can be eliminated.

The KL Facility can be utilized to study excited cascade states $K_L p \rightarrow K^+ \Xi^*$ with $\Xi^* \rightarrow$

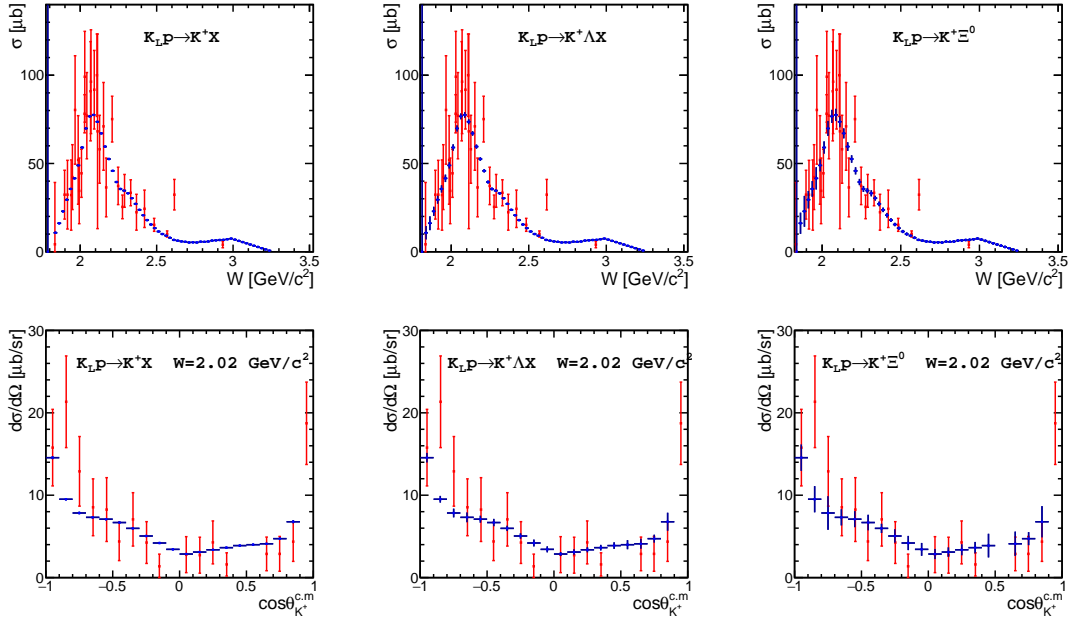


Figure 44: Total and differential cross section statistical uncertainty estimates (blue symbols) for the three topologies (column 1: only K^+ reconstructed, column 2: $K^+\Lambda$ reconstructed, and column 3: $K^+\Xi^0$ reconstructed) in comparison with data taken from Ref. [194] (red symbols).

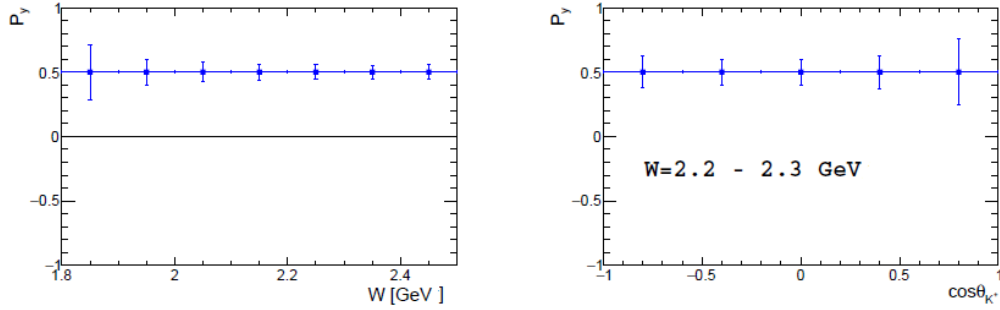


Figure 45: Estimates of the statistical uncertainties of the induced polarization of the cascade in a $K_{LP} \rightarrow K^+\Xi^0$ reaction as a Left panel: function of W (one-fold differential). Right panel: function of CM $\cos \theta_{K^+}$ (two-fold differential).

$\pi\Xi$ and $\Xi^* \rightarrow \gamma\Xi$. These excited states should be easily identified and isolated using the missing-mass and invariant-mass techniques. A double-moment analysis can be employed by reconstructing the entire decay chain and establish the spin and parity of these excited states [195].

2. $K_L n \rightarrow K^+ \Xi^-$ Reaction

The analysis of this reaction on the neutron is based on the same approach as the one described above for $K_L p \rightarrow K^+ \Xi^0$. The main difference comes from the momentum distribution of the target nucleon. This issue can be easily addressed by selecting semi-exclusive events having only the spectator proton undetected. The analysis requires the detection of all final-state particles besides spectator, namely the K^+ , the π^- from the cascade decay and the proton and π^- from the Λ decay. Even though this condition reduces the available statistics, the W resolution can be kept high.

Based on the models described in Sec. 8, polarized data on the reaction $K_L n \rightarrow K^+ \Xi^-$ were generated. In 100 days of beamtime, we expect to produce several million events (between 3 and 10) depending on the two available solutions, which give very different predictions. From this, the reconstruction of 7×10^4 or 3×10^5 events is expected for the fully exclusive reaction selection. In the same manner as the reaction on the proton ($K_L p \rightarrow K^+ \Xi^0$), we will utilize the fact the the cascade is self-analyzing with an analyzing power of -0.458 [2]. The statistical uncertainties obtained over a period of 100 days for the induced cascade polarization are illustrated in Fig. 46 (left). Expected statistical significance for the model separation at the same W-bin as a function of experiment duration is shown in Fig. 46 (right). In this particular case, a 100 days experiment would reach a decisive level of 7.6σ separation power, compared to only a 3.5σ separation after 20 days.

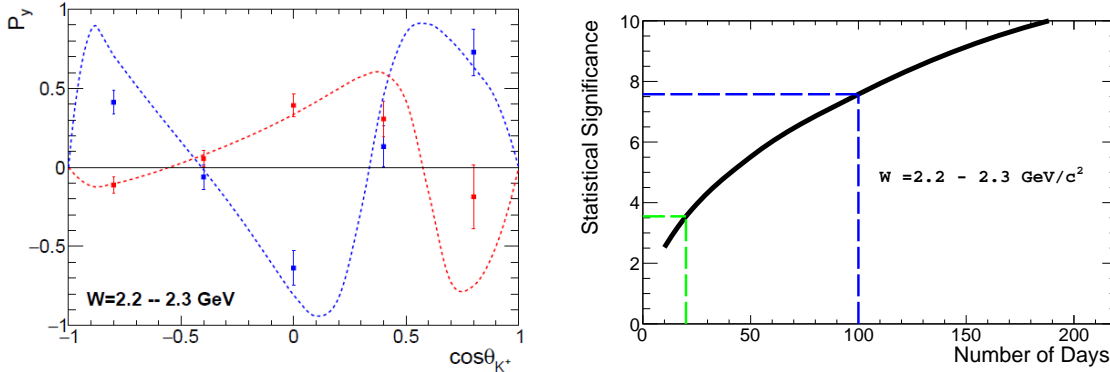


Figure 46: Left panel: Estimated statistical uncertainties of the induced polarization of the Ξ^- in a $K_L n \rightarrow K^+ \Xi^-$ reaction as a function of CM $\cos \theta_{K^+}$ (two-fold differential). The curves show the theoretical predictions based on two solutions as described in Sec. 8. Right panel: Expected statistical significance, in units of σ s, to distinguish two models as a function of the running time. Two benchmark cases of 20 and 100 days are highlighted by the dashed green and blue curves, respectively.

It is evident that the determination of P_y will place very stringent constraints on the available models. The statistical uncertainties obtained over a period of 100 days are sufficient to investigate the underlying dynamics and cleanly differentiate between leading theoretical predictions.

The exclusivity of the reaction allows us to obtain a much cleaner sample of events with minimal background contributions. This will be done by requiring the invariant mass of

the proton and the two negative pions to be consistent with the mass of Ξ^- . An additional requirement that the invariant mass of the proton-pion pair be consistent with the mass of the Λ will eliminate any background contributions other than the excited cascade channels. Contributions from excited cascade states can also be identified and removed by the application of coplanarity cuts between the strange meson and reconstructed cascade. Excited cascade states $K_L n \rightarrow K^+ \Xi^{*-}$ can also be identified, isolated, and studied in detail using the missing-mass technique assuming the target nucleon at rest.

3. $K_L n \rightarrow K^+ \Xi^{*-}$ Reaction

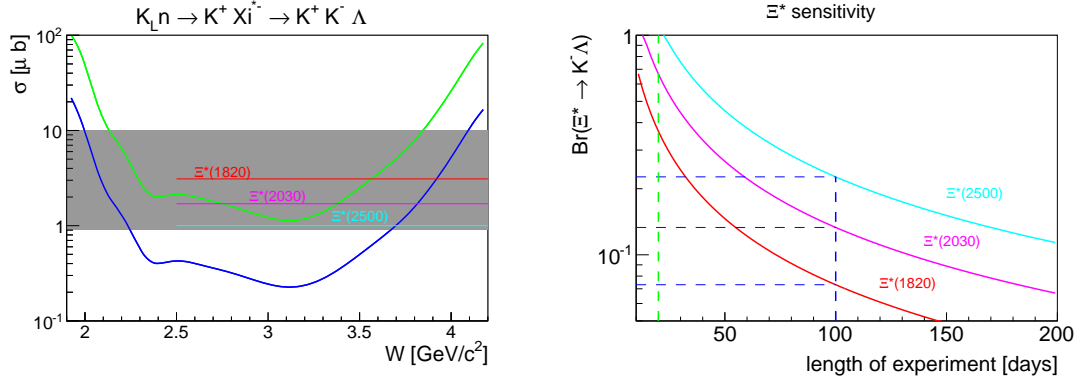


Figure 47: Left panel: The Ξ^* discovery potential achievable at KLF during the 100 (blue) and 20 (green) day experiment, under assumption of 10 % statistical accuracy and $Br(\Xi^* \rightarrow \bar{K}\Lambda) = 1$. The gray band corresponds to typical Ξ^* cross sections and horizontal lines are few examples of BNL cross sections from Ref. [196] Right panel: Estimation of lowest measurable $\Xi^* \rightarrow \bar{K}\Lambda$ branching fraction at KLF as a function of experiment duration at $W \sim 3.1 \pm 0.025$ GeV. Two benchmark cases of 100 (20) days are highlighted by dashed blue (green) curves.

In addition to the $K_L n \rightarrow K^+ \Xi^-$ reaction, we also studied production of excited cascades with the neutral kaon beam $K_L p \rightarrow K^+ \Xi^{*0}$. The spectrum of excited cascades is barely known and practically nothing is known about their quantum numbers (see Chapters 7.5 and 4 for theory overview). To understand the ability of the KLF to contribute in this field we have performed a series of simulations. The production of Cascades is always accompanied with kaons (K^+ or K^0) due to strangeness conservation. We have concentrated on reactions with the K^+ only to avoid unnecessary complications arising from the K^0 secondary decay vertexes. With K_L beam and associated K^+ one can produce either Ξ^{*0} on a proton target ($K_L p \rightarrow K^+ \Xi^{*0}$) or Ξ^{*-} on a neutron target ($K_L n \rightarrow K^+ \Xi^{*-}$). In both cases, the Ξ^* properties are reconstructed from the final-state particles; hence, minor differences due to the spectator momentum does not play any role. A dominant Ξ^{*-} decay branch is $\Xi^* \rightarrow \bar{K}\Lambda$. The Ξ^{*-} production looks more attractive since it has direct $\Xi^{*-} \rightarrow K^- \Lambda \rightarrow K^- p \pi^-$ decay with only one detached vertex from Λ decay. The full reaction contains four particles in the final state $K_L n \rightarrow K^+ \Xi^{*-} \rightarrow K^+ K^- p \pi^-$ all of different types, which simplifies the analysis. Two negative pions - one from the Λ decay and one from the \bar{K}^0 and an extra detached vertex sufficiently complicates the analysis of this branch on proton target. Here we will present only the simplest case $K_L n \rightarrow K^+ \Xi^{*-}$ leaving other options for future studies. The energy dependence of the $K_L N \rightarrow K^+ \Xi^{*-}$ is not known. From the BNL

measurements given in Ref. [196], we know that the Ξ^{*-} production cross section should be on the order of $1 - 10 \mu b$ – the higher the Ξ^* mass the lower the cross section, from $3.7 \mu b$ for the $\Xi^*(1820)$ to $1 \mu b$ for the $\Xi^*(2500)$. Some exotic cascades might have even lower production cross sections. We have tried to evaluate what Ξ^* production cross sections that might be measurable at K_L -facility within 20 and 100 days. We consider a lower bound of 10 % statistical uncertainty for the Ξ^* states to be identified. The results of our analysis can be seen in Fig. 47 in comparison with typical Ξ^* cross sections from Ref. [196]. From $N^* \rightarrow \pi N$ studies, it is known that for the high mass N^* states the $N^* \rightarrow \pi N$ branch get suppressed in favour of multi-pion ladder decays. A similar effect is expected to be seen for the high-mass Ξ^* . According to PDG, the $\Xi^* \rightarrow \bar{K} \Lambda$ is “dominant” for many Ξ^* states, however we need to be prepared to measure somewhat suppressed $\Xi^* \rightarrow \bar{K} \Lambda$ decay of heavy Ξ^* ’s. A W -variation of the Ξ^* production cross-section provide and important information on $\Xi^* \rightarrow \bar{K} \Lambda^*$ and $\Xi^* \rightarrow \bar{K} \Sigma^*$ couplings as an inverse process allowing further insight into Ξ^* internal structure.

To summarize: With 20 days beamtime one can barely touch the lowest-lying Ξ^* resonances keeping quantum numbers determinations, which requires precise measurements of the differential observables and Λ recoil polarization, out of considerations. With 100 days beamtime, all Ξ^* resonances could be measured with a statistical significance sufficient not only for the determination of mass and width parameters but also for spin-parity assignments as well.

11.2.4 $K_L p \rightarrow K^+ n$ Reaction

The $K_L^0 p \rightarrow K^+ n$ reaction is a very special case in kaon-nucleon scattering. Due to strangeness conservation, formation of intermediate resonances is forbidden for this reaction. The main contribution comes from various non-resonant processes, which can be studied in a clean and controlled way. Similar non-resonant processes can be seen in other reactions where they can interfere with hyperon production amplitudes, causing distortion of the hyperon signals. That is why knowledge of the non-resonant physical background is important not only for the kaon-induced reactions but for all reactions with strangeness. The non-resonant nature of the reaction does not guarantee the absence of bumps in the total cross section: kaons and/or nucleons can be excited in the intermediate stage, producing bumps in the total cross section.

The reaction $K_L^0 p \rightarrow K^+ n$ is simple and has a very high production cross section (see Fig. 48); nevertheless, data on this reaction are scarce. It is a bit simpler to perform a positive kaon beam scattering for the inverse reaction however the reaction on a neutron target involves final-state interactions that may complicate the analysis. That is why the inverse reaction is also not so well known. A fair amount of differential cross-section data are available in the range $0.5 < p_{K_L} < 1.5 \text{ GeV}/c$, predominantly from bubble chambers, see Ref. [197], and there are a few measurements at high momenta: $p_K = 5.5 \text{ GeV}/c$ [198], $p_K = 10 \text{ GeV}/c$ [199]. In the energy range $2 < W < 3.5 \text{ GeV}$, which can be covered by the KLF experiment with very high statistics, there are no data on this reaction at all.

Detection of the charged kaon is enough to reconstruct the reaction fully via the missing-mass

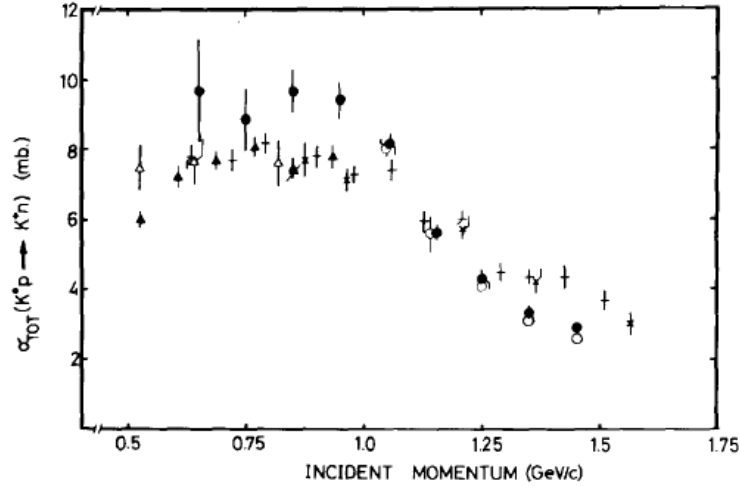


Figure 48: The total cross section for $K_L p \rightarrow K^+ n$ reaction as a function of K_L -momentum from Ref. [197]

technique. If the beam energy is determined by TOF method utilizing the 24 m flight path between the kaon production Be target and the reaction hydrogen target, the beam resolution is driven by the ST time resolution (Sec. 10.1.5.3).

In addition to a kaon, one could also detect a neutron; however, due to poor neutron detection efficiency and the large systematic uncertainties associated with neutron detection an improvement in the reconstruction of the reaction may be problematic.

In 100 days of a beamtime, we expect to detect around 60M $K_L p \rightarrow K^+ n$ events. A typical example of the expected statistics in comparison to previous data are shown in Fig. 49 (left). The highest flux is expected around $W = 3$ GeV, where we had to increase statistical uncertainties by a factor of 10 to make them visible (see Fig. 49, right).

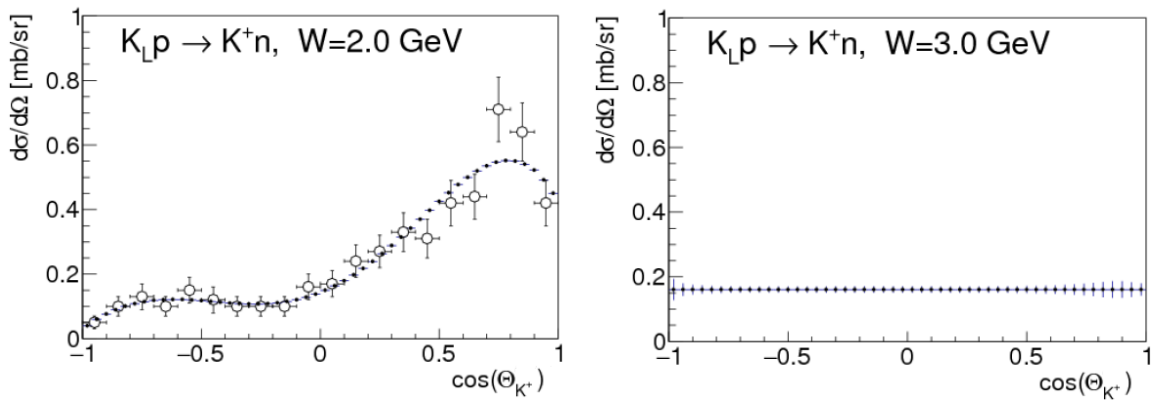


Figure 49: Left panel: The cross-section uncertainty estimates (statistical only) for $K_L p \rightarrow K^+ n$ reaction for the $W = 2$ GeV in comparison with data from Ref. [197]. Right panel: same distribution for the $W = 3$ GeV. The error bars for the right plot were increased by factor of 10 to make them visible.

There are three major sources of background: $np \rightarrow K^+nn$, $np \rightarrow \pi^+nn$, and $K_Lp \rightarrow K^+\Xi^0$. Neutron flux drops exponentially with energy (see Appendix A4 (Sec. 16) for details) and generally the high-energy neutron flux is tiny. A detailed description of various backgrounds can be found in Appendix A5 (Sec. 17).

11.2.5 Expectations for Λ^* and Σ^* Spectroscopy via a π^+p PWA

The observation of Λ^* and Σ^* hyperons at KLF will require a coupled-channel PWA using the measured differential cross sections and recoil observables, which have been simulated in Sec. 7. The resonance poles in the complex energy plane will be used to confirm previously observed states and identify new Λ^* and Σ^* resonances in the hyperon spectrum (see Appendix A2 (Sec. 14)).

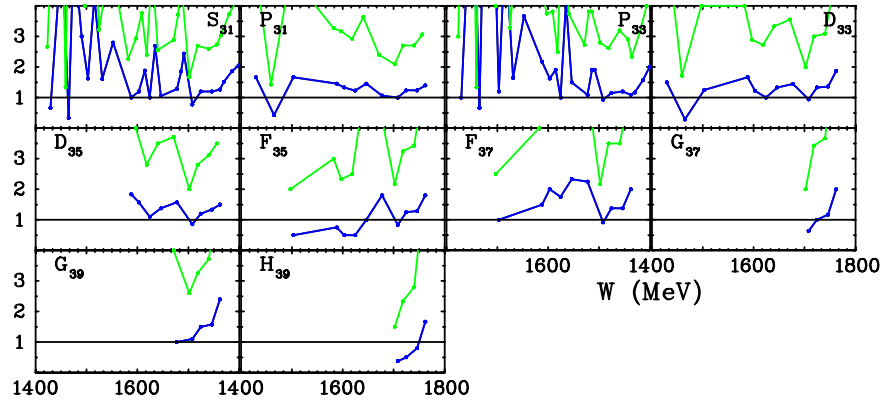


Figure 50: Ratios of uncertainties of partial-wave amplitudes of the proposed data individually for the two settings 20 days (green) and 100 days (blue) (SES for 20 and 100 days) vs. SES associated with WI14 [201] (a fit of the world πN database) [96].

The existing K_Lp database is so poor that PWAs of individual K_Lp -induced reactions may not be possible based on currently available data (Sec. 6). In particular, there are no $K_Lp \rightarrow K^+\Xi^0$ polarization data available and there is only one energy for the $K_Lp \rightarrow \pi^+\Lambda$ reaction with both $d\sigma/d\Omega$ and polarization data. Our proposal does not consider the use of a polarized target at this stage and, for that reason, we will be able to measure polarization data for recoil observables only. Overall, one certainly cannot perform a reliable PWA for reactions in which only $d\sigma/d\Omega$ data are available. The existing K_Ln database is nonexistent.

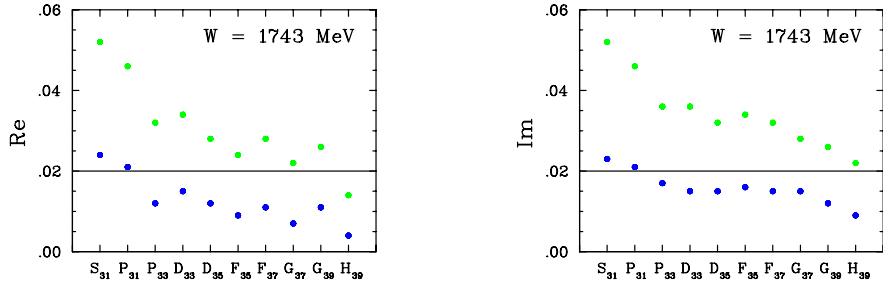


Figure 51: Uncertainties of real (left) and imaginary (right) parts of partial wave amplitudes at $W = 1743$ MeV. The green (blue) filled circles correspond to the SES for 20 (100) days of running time.

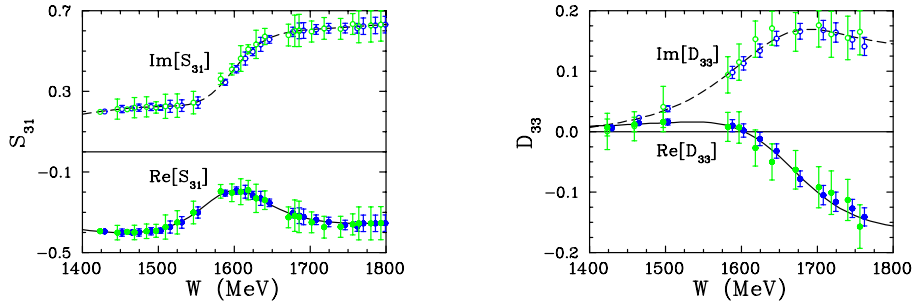


Figure 52: Amplitudes S_{31} (left) and D_{33} (right) Comparison with SAID WI14 [201]. Real (imaginary) part shown by black solid (dashed) curves along with 100 days SES (blue circles) and 20 days SES (green circles).

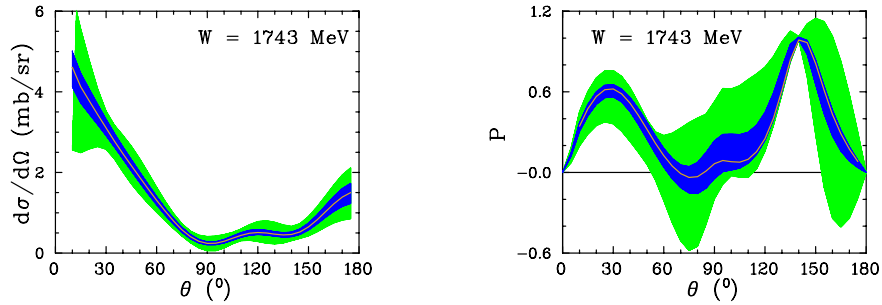


Figure 53: Two examples ($W = 1743$ MeV) showing the impact of the proposed data on the SAID SES. The green (blue) hatched band indicates the present uncertainties in the SES for 20 (100) days of running time. The yellow solid curve corresponds to the SAID WI14 solution [201].

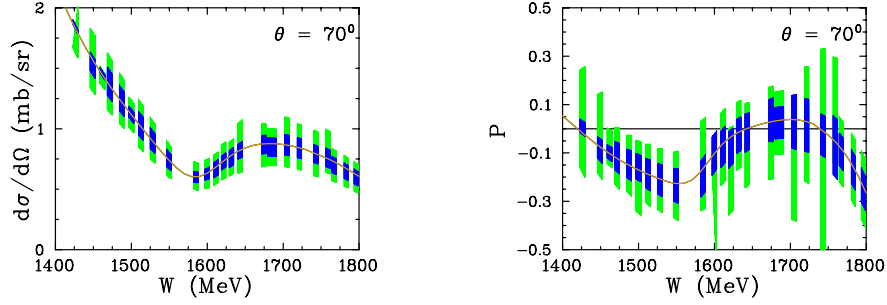


Figure 54: Two more examples ($\theta = 70^\circ$) showing the impact of the proposed data on the SAID SES. The green (blue) hatched band indicates the present uncertainties in the SES for 20 (100) days of running time. The yellow solid curve corresponds to the SAID WI14 solution [201].

To estimate the impact that new $K_L p$ measurements will have on fits, we have carried out a study based on an analogous PWA of $\pi^+ p$ elastic scattering. This reaction was chosen in part because it is isospin selective as are most of the $K_L p$ reactions that we propose to measure. Our method is similar to that used by the GW group in the FROST proposal for pion photoproduction [200]. Using the recent SAID WI14 solution [201], we generated pseudodata for the $\pi^+ p \rightarrow \pi^+ p$ reaction: $d\sigma/d\Omega$ and recoil polarization P . The pseudodata were generated for our worse case of statistics for a $K_L p \rightarrow K^+ \Xi^0$ binning of 20 MeV in CM energy W in the second resonance region $W = 1400 - 1800$ MeV and $\theta = 5$ (10) 175° for $d\sigma/d\Omega$ and $\cos\theta = -0.8$ (0.4) 0.8 for P . A series of single-energy solutions (SES) were then obtained using settings associated with 100 days of running time: $\sigma(d\sigma/d\Omega) = 1\%$ with $\sigma(P) = 0.1$. We also carried out a series of SES using settings associated with 20 days of running time: $\sigma(d\sigma/d\Omega) = 5\%$ with $\sigma(P) = 0.5$. Only the generated $\pi^+ p \rightarrow \pi^+ p$ pseudodata were included in these fits so that the precision of the partial-wave amplitudes corresponds to what we expect to obtain with the proposed $K_L p$ measurements.

To facilitate the comparisons, we have summarized the effect on individual partial-wave amplitudes by computing the ratio of uncertainties for 20 and 100 days data vs. SES associated with WI14 [201]. A plot of ratios for SES for 20 and 100 days vs. SES associated with WI14 (a fit of the world πN database [96]) is presented in Fig. 50. Uncertainties of real and imaginary parts of partial wave amplitudes at $W = 1743$ MeV are shown in Fig. 51. Here we see an improvement through the inclusion statistics from 20 to 100 days of running time. The greatest effect naturally requires a measurement of all available quantities, but 100 days provides a great benefit for partial waves with $l > 1$.

We employed single-energy (SES) solutions over a variety of energy ranges to estimate uncertainties. In Fig. 52, we present a specific example for the S_{31} and D_{33} partial waves that show how the proposed measurements can reduce uncertainties. The proposed measurements will clearly have a greater sensitivity to structures that might be missed by lower statistics data. Figures 53 and 54 show the impact of the proposed data on the SAID SES. The new measurements, specifically the 100 days of running time case will significantly reduce the uncertainties of the observables. The total angular resolution will therefore be greatly improved, which will enhance the possibility of

Table 4: $\Delta(1620)1/2^-$ (S_{31}) and $\Delta(1700)3/2^-$ (D_{33}) Breit-Wigner (BW) parameters from PDG2016 [2] and SAID WI14 [201] compared with corresponding results of the SES fits for 20 and 100 days of running time.

Resonance	PDG2016		SAID		20 days		100 days	
	M (MeV)	Γ (MeV)	M (MeV)	Γ (MeV)	M (MeV)	Γ (MeV)	M (MeV)	Γ (MeV)
$\Delta(1620)1/2^-$	1630 ± 30	140 ± 10	1615.2 ± 0.4	146.9 ± 1.9	1614 ± 4	140 ± 20	1615 ± 1	130 ± 5
$\Delta(1700)3/2^-$	1700 ± 40	300 ± 100	1695.0 ± 1.3	375.5 ± 7.0	1720 ± 60	580 ± 350	1714 ± 20	530 ± 100

determining the number of amplitudes that are involved. With this greater understanding of these observables, effects of higher-spin resonances can be investigated.

From the PWA of $\pi^+p \rightarrow \pi^+p$, we extracted Breit-Wigner resonance parameters for two example states in the Δ^* spectrum, $\Delta(1620)1/2^-$ and $\Delta(1700)3/2^-$. The mass and width parameters are shown in Table 4 under the 20- and 100-day scenarios. The precision of the resonance parameters significantly deteriorates in a 20-day scenario for the higher-mass $\Delta(1700)3/2^+$. With 100 days of running time we could reach a precision level comparable to modern results of the SAID πN PWA [201].

To summarize: With 100 days of running time, we can provide a reliable solution for all the resonances having elastic branching ratios larger than 4 %, at least up to $l = 4$. With 20 days of beamtime, we could only carry out simple ‘‘bump-hunting’’ - an identification of well-defined and well-separated resonances with regular shapes. All irregular cases (e.g., molecular states with skewed shapes and complex energy-dependent-widths, threshold-effects, multiple interferences, etc.) and all the exotic states that are predicted to populate the hyperon spectrum will require high-precision polarization observables on the order of 0.1 or better to be identified. From our π^+p PWA study, we can infer that the precision of resonance parameters extracted from PWA of KLF data for the higher-mass Λ^* and Σ^* states we propose to measure will deteriorate without sufficient running time. The spectrum of excited Λ^* and Σ^* states is expected to be densely populated with typical mass differences of about 100 MeV for states with the same quantum numbers [2]. Therefore to disentangle the spectrum of observed hyperon states, we require sufficient precision for the extracted mass and width parameters, provided by the proposed 100 days of running time.

11.3 Expected results in Strange Meson Spectroscopy

11.3.1 Reaction $K_L p \rightarrow K^- \pi^+ p$

The $K\pi$ scattering has two possible isospin channels, $I = 1/2$ and $I = 3/2$. For S -wave scattering, both are significant below 2 GeV, whereas the P -wave $I = 3/2$ is almost negligible. Below 1 GeV the P -wave is basically a narrow elastic wave peaking at 892 MeV, interpreted as the $K^*(892)$ resonance, whereas a second resonance, the $K_1^*(1410)$ exists above 1 GeV, although its properties are less precisely known. The $I = 3/2$ S -wave is elastic and repulsive up to 1.7 GeV and contains no known resonances. The P -wave $I = 3/2$ has been measured in Ref. [149] and is

also repulsive but very small. However, the $I = 1/2$ S -wave has a peaking broad resonance above 1350 MeV, interpreted as $K_0^*(1430)$. In addition, some phenomenological [118–122, 202–207] and experimental [208, 209] studies require the presence of a resonance with a very large width, called κ (kappa), or $K_0^*(800)$, in the region close to the $K\pi$ threshold.

Most of the experimental studies of the $K\pi$ system have been performed by experiments with kaon scattering beam off nucleons. This is related to the high cross section of the $K\pi$ system production with this processes. For example, the cross section of the $K^*(892)$ resonance, produced in the reaction $K^-p \rightarrow \bar{K}^0\pi^-p$ at 2.1 GeV/c [210], is 1.34 ± 0.08 mb. In case of a neutral kaon beam, the equivalent reaction to the process $K^-p \rightarrow K^{*-}(892)p$ is the kaon beam scattering $K_L p \rightarrow K^{*0}(892)p$. Therefore, the production of the $K\pi$ system, using the K_L facility, can provide an adequate environment for studying the strange meson states.

More details about a simulation study are in Appendix A6 18.

11.3.2 Simulation Study of $K_L p \rightarrow K^{*0}(892)p \rightarrow K^+\pi^-p$

To understand the behaviour of the P -wave $K\pi$ system at the proposed K_L facility we have performed a comprehensive simulation study, utilizing the Regge Model from Refs. [211, 212] by adapting it to the neutral kaon beam. The theoretical model showed a good agreement with existing charged kaon data produced with beam momenta between 2.1 and 10 GeV/c and four momentum transfer up to 1 GeV². In our studies, we have assumed that the neutral exchange with charged kaon beam is similar to neutral kaon beam. We have simulated the following reactions:

1. $K_L p \rightarrow K^{*0}(892)p \rightarrow K^+\pi^-p$,
2. $K_L p \rightarrow \bar{K}^{*0}(892)p \rightarrow K^-\pi^+p$,
3. $K_L p \rightarrow K^{*0}(892)p \rightarrow K_S\pi^0p$,
4. $K_L p \rightarrow \bar{K}^{*0}(892)p \rightarrow K_S\pi^0p$.

Fig. 55 (top left) shows the total cross section of $K^*(892)$ produced in reaction (a), and Figs. 55 (top right) and 55 (bottom) show the differential cross section $d\sigma/dt$ at $p_{K_L} = 5.5$ GeV/c.

The two physical variables, beam momentum and four momentum transfer are essential for the study of the $K\pi$ production mechanism. Therefore we have performed a dedicated resolution and efficiency study to quantify the improvement that KLF facility can provide. The Fig. 56 (left) represents the relative resolution of the negative four momentum transfer $-t$ and the $K\pi$ invariant mass $m_{K^+\pi^-}$ (right). The relative resolution of $-t$ is very high, varying between 3 % and 5 % above 0.3 GeV² with slight increases close to the threshold. This behavior originates from the reconstruction of the slow recoil proton with momentum below 300 MeV/c at GlueX. However, comparing to the experimental results and the binning resolution of t given in the studies [210, 213–216], a binning width of 0.02 GeV at low $-t$ is sufficient to increase the number of the data points and improve the precision for the study of the production mechanism. The $K\pi$ invariant

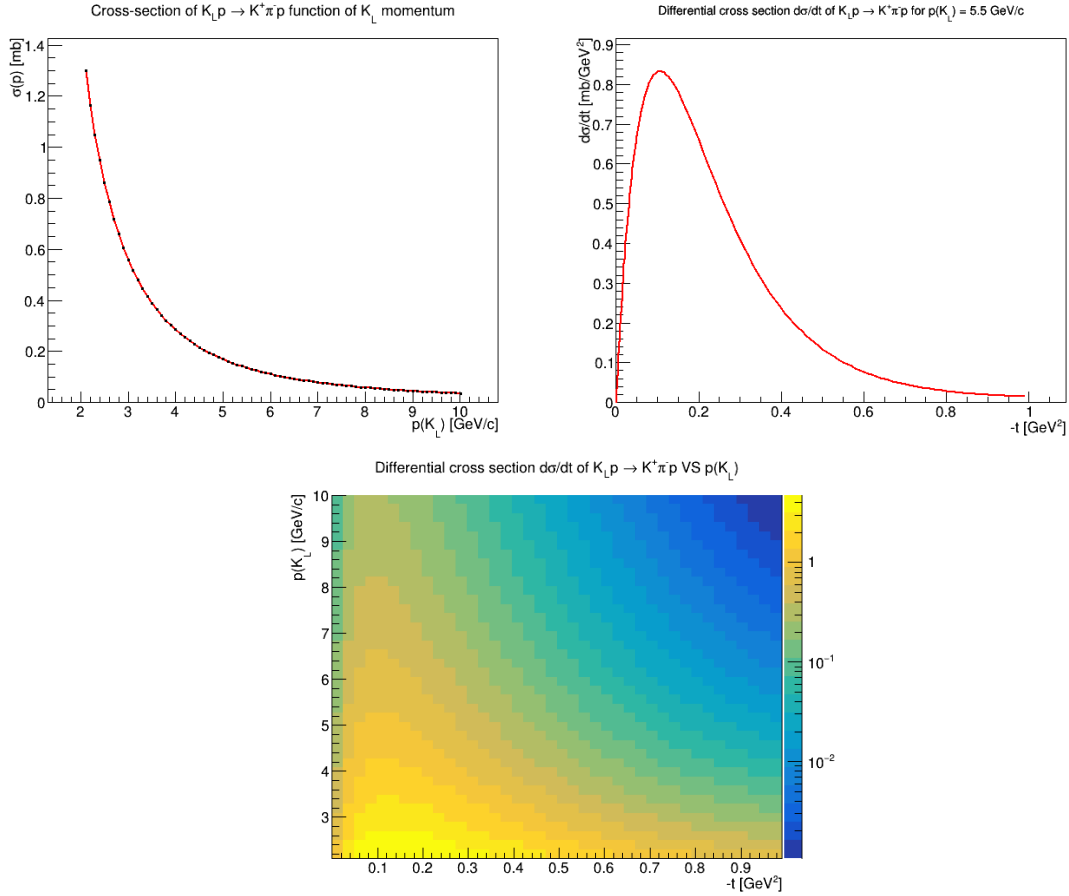


Figure 55: Top left panel: The total cross section in mb function of the beam momentum using Regge model in Ref. [211]. Top right panel: Differential cross section $d\sigma/dt$ for the process $K_L p \rightarrow K^{*0}(892)p \rightarrow K^+ \pi^- p$ at beam momentum $p = 5.5$ GeV/c using the production model in Ref. [211]. Bottom panel: Beam momentum versus the differential cross section for the process $K_L p \rightarrow K^{*0}(892)p \rightarrow K^+ \pi^- p$ using Regge model in Ref. [211].

mass resolution is very high - below 1.5 % over the full range of interest, see Fig. 56 (right) for the details. This resolution is similar to the mass resolution of LASS Experiment [149].

An efficiency studies on the variables p_{K_L} , t and $m_{K\pi}$ were made to evaluate the improvement on the study of the $K\pi$ system with KLF. According to this simulation, the total integrated efficiency for the reaction $K_L p \rightarrow K^+ \pi^- p$ is found to be 14 %. Above $-t = 0.15 \text{ GeV}^2$ the four momentum efficiency remains uniform around 16 %. The efficiency of $K^+ \pi^-$ invariant mass is uniform over the entire mass range [0.64, 1.2] GeV, see Fig. 57.

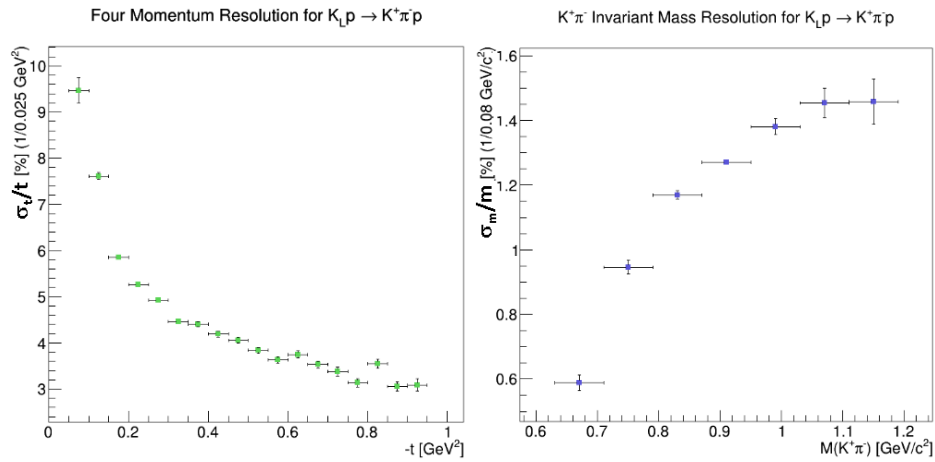


Figure 56: Left panel: Four momentum transfer relative resolution (σ_t/t) as a function of $-t$. Right panel: Invariant mass relative resolution (σ_m/m) as a function of $M(K\pi)$.

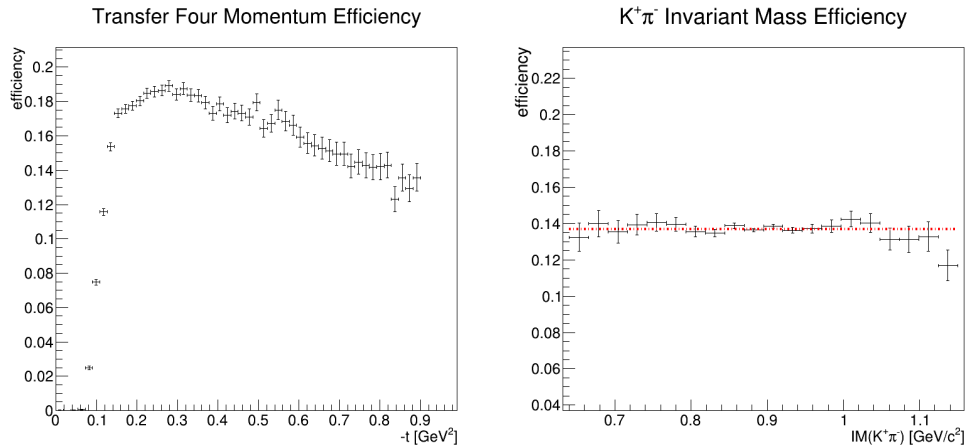


Figure 57: Reconstruction en selection efficiency of four momentum transfer (left plot) and $K^+ \pi^-$ invariant mass (right plot).

11.3.3 $K^*(892)$ Production in KLF

Knowing the total acceptance with the cross section and expected luminosity, we can estimate the expected number of events for the $K^*(892)$ production in KLF. Almost 50 % of the neutral $K\pi$ P -wave are produced as $K_L p \rightarrow K^{*0}(892)p \rightarrow K^+\pi^-p$ and the rest as $K_L p \rightarrow \bar{K}^{*0}(892)p \rightarrow K^-\pi^+p$.

Fig. 58 (left) shows the expected number of $K^*(892)$ events produced in KLF during 100 days run with standard conditions (Tables 1 and 2), as a function of beam momentum p .

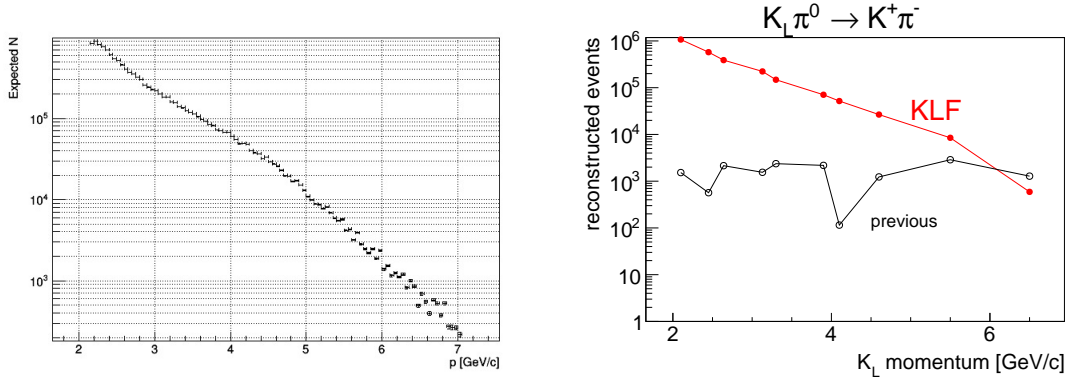


Figure 58: Left panel: Expected number of events of the reaction $K_L p \rightarrow K^{*0}(892)p$ function of beam momentum. Right panel: Events number of $K^*(892)$ production in former kaon beam experiment (only charged kaon) compared to the expected number of $K^*(892)$ produced by K_L facility with the same t - and W - cuts. Significant improvement of number of events expected in KLF specifically at low beam momenta. Previous data are from Refs. [210, 213, 214, 217–219] (Table 10).

The study of the strange mesons using kaon beam were performed in several experiments and mainly between the 1960s and 1980s. We expect three to four orders of magnitude improvement in $K^*(892)$ statistics in comparison to previously collected data [210, 213, 214, 216–218] (Fig. 58 (right)).

11.3.4 Impact on P -Wave Phase-Shift Study

The pion exchange in the hadro-production mechanism of $K^{*0}(892)$ occurs mostly at low $-t$, thus we can have access to the amplitude scattering of $K^0\pi^0 \rightarrow K^+\pi^-$, as illustrated in Fig. 14. Using the resolutions and efficiencies from our simulations, we can estimate the improvement that can be made on the scattering amplitude analysis of $K\pi \rightarrow K\pi$. The range of $-t$ that will be used in this comparison will be $[0.14, 0.2]$ GeV^2 to ensure that the t efficiency is uniform. The efficiency of this t range selection is $\epsilon_\pi = 17.85\%$. The expected number of events in this case is 2×10^6 .

The study of the $K\pi$ P -wave phase-shift is mainly used to extract the vector form factor $f_\pm(t)$ [220], where t is the four-momentum transfer. The vector form factor, at the optical point $f_+(0)$, has an impact on the measurement of the CKM matrix element V_{us} [153, 220], where the precision on

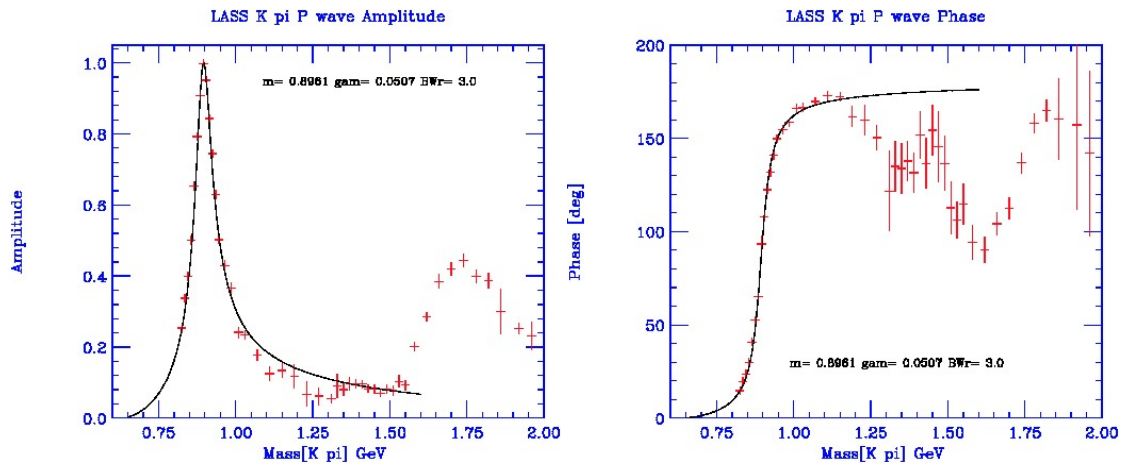


Figure 59: Amplitude (left) and phase-shift (right) from $K^-p \rightarrow K^+\pi^-n$ reaction in LASS Spectrometer. The red dots represent the data and the black solid line represents the fit to the amplitude.

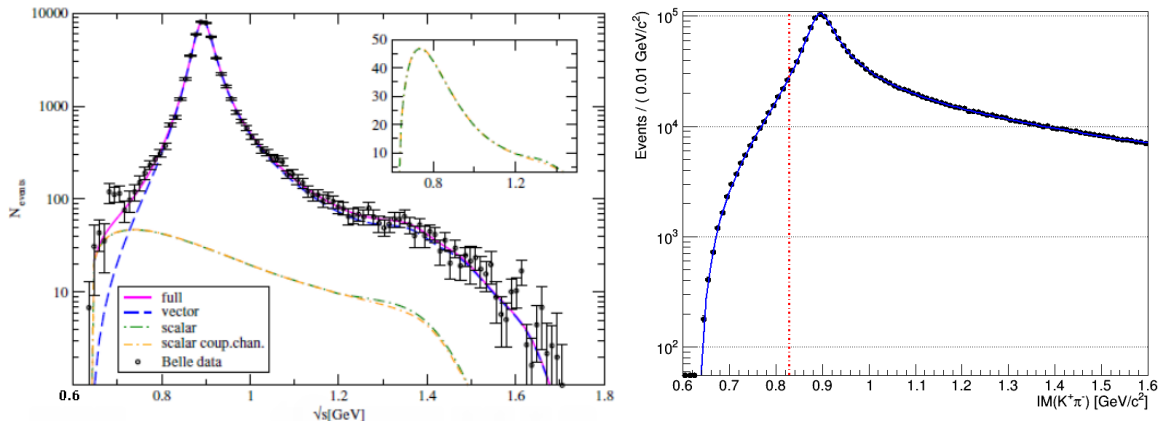


Figure 60: Left panel: The $K^+\pi^-$ invariant mass from Ref. [220] (Figure 3). Right panel: The expected number of events after 100 days runs.

this measurement plays an important role on probing the physics beyond the Standard Model. The phenomenological studies [153, 220] analyzed the $K\pi$ P -wave phase-shift produced by Belle Experiment [152] using the decay $\tau \rightarrow K\pi\nu_\tau$ and LASS data [147, 149] using the scattering reaction $K^-p \rightarrow K^+\pi^-n$. We can evaluate the improvement that can be performed by KLF in these type of studies. The comparison is made to the LASS results [147] which is a similar scattering reaction study but with charged kaon beam. Fig. 59 shows the amplitude and the phase-shift of the LASS study [147]. The resulting model from the fit to LASS amplitude is used to simulate the distribution of the invariant mass of $K^+\pi^-$ P -wave with KLF.

Fig. 60 (left) shows the Belle data from Ref. [220]. Fig. 60 (right) shows the expected statistics of the $K^+\pi^-$ invariant mass for the 100 days KLF run. A significant improvement can be made on the study of the P -wave in term of precision, especially in the low mass region (below $M(K\pi) = 0.825$ GeV), where no amplitudes were reconstructed from the LASS results [147, 149].

11.3.5 $K\pi$ S -Wave and Kappa Investigation

1. S -wave and D -wave Production in $K_L p \rightarrow K^+\pi^-p$

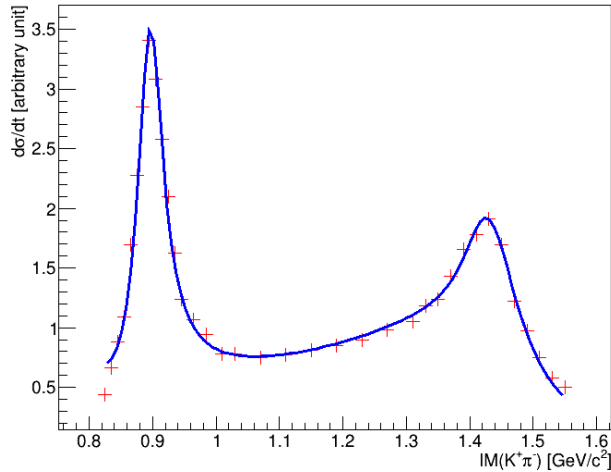


Figure 61: The cross section of $K^-p \rightarrow K^+\pi^-n$ function of the invariant mass from LASS result [147] results. The blue line is the fit to the cross section using composite model containing two RBW, spin-1 and spin-2, and S -wave LASS parameterisation.

The $K\pi$ S -wave scattering, below 2 GeV, has two possible isospin channels. The $1/2$ isospin S -wave contains two resonances, κ and $K_0^*(1430)$, both of them are not well defined. In $3/2$ S -wave no resonance is found. So far, the available data used to study the dynamics of the S -wave are LASS data [147, 149]. The $K\pi$ P -wave and D -wave are well defined with one resonance $K^*(892)$ as vector meson and one resonance $K_2^*(1430)$ as tensor meson. The simulation of the reaction $K_L p \rightarrow K^{*0}(892)p \rightarrow K^+\pi^-p$ in KLF can be used to estimate the total production rate of the different $K\pi$ waves. For this estimation, we need the relative modulus of the S and D waves to the P -wave, which is extracted from the fit to the cross

section function of the invariant mass measured by the LASS. The fit function is a composite model containing spin-1 and spin-2 Relativistic Breit-Wigner functions and the S -wave LASS parameterisation [149]. Fig. 61 shows the fit to the cross section of LASS results. The relative modulus of the S -wave is found to be 1.77 and the D -wave is found to be 0.62. Thus, we expect $N_S = 3.5 \times 10^6$ events, after 100 days KFL-run, for the S -wave production and $N_D = 1.2 \times 10^6$ for the D -wave. The total 100 days production statistics for the $K^+\pi^-$ system is expected to be $\approx 7 \times 10^6$ events for the S , P , and D -waves combined. This production includes $1/2$ and $3/2$ isospin and represent about 50 times the dataset collected by LASS experiment [147]. Fig. 62 shows the expected $K^+\pi^-$ invariant mass distribution produced by the reaction $K_L p \rightarrow K^{*0}(892)p \rightarrow K^+\pi^- p$ in KLF. In the right panel, we zoom on the very low-energy region, where we expect to have a dramatic improvement, not only due to the much better statistics, but also because LASS did not provide any data below 0.75 GeV. These data are therefore very relevant for the extraction of the scalar scattering lengths that, as explained in previous sections, will test the predictions and convergence of SU(3) Chiral Perturbation Theory. Moreover, the rigorous variable for analytic continuation to the complex plane is s , and due to the large width of the κ , the real part of the κ pole position in the s -plane is $\text{Re}(M_\kappa - i\Gamma/2)^2 \simeq (M_\kappa^2 - \Gamma^2/4) \simeq 0.39 \text{ GeV}^2$, much closer to threshold $s_{th} \simeq 0.40 \text{ GeV}^2$ than to its nominal mass $M_\kappa^2 \simeq (0.682)^2 \text{ GeV}^2 \simeq 0.465 \text{ GeV}^2$, which makes the determination of the pole especially sensitive to the threshold region and the KLF low-energy results of even greater relevance.

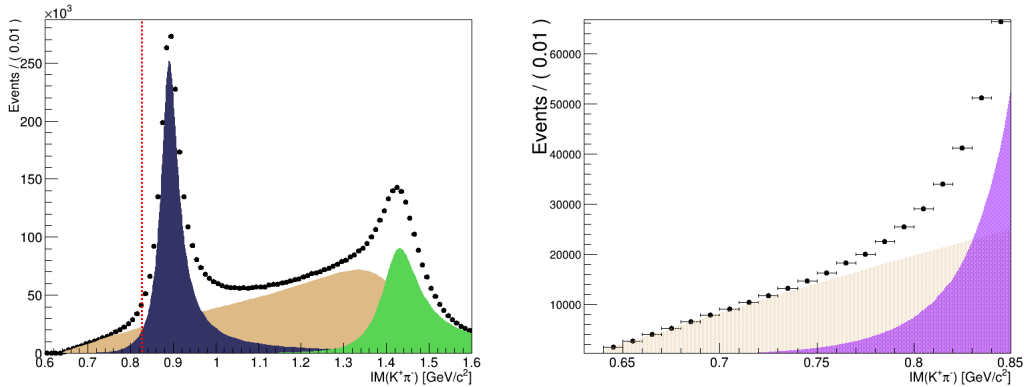


Figure 62: Left panel: Expected distribution of the $K^+\pi^-$ invariant mass below 1.6 GeV from KLF after 100 days of run. The dark magenta function represents the $K^+\pi^-$ P -wave, light brown the S -wave and green the D -wave. The dashed line represents the threshold of $K\pi$ invariant mass in LASS results [147]. Right panel: Zoomed-in view of $K^+\pi^-$ invariant mass below 0.85 GeV where the pole of κ is expected to exist.

2. Kappa Investigation

As already commented in previous sections the κ or $K_0^*(800)$ meson has been the subject of a debate lasting for more than 40 years and its relevance is twofold. First, because confirming its existence (“Needs confirmation” according to the PDG [2]) would finally settle the discussion about the existence of a full light scalar meson nonet below 1 GeV. These would be

the lightest mesons in the spectrum that are not Nambu-Goldstone-Bosons, and their mass fixes the size of the mass gap due to the spontaneous chiral symmetry breaking in QCD. They also play a dominant role in the convergence of the Chiral Perturbation Theory series. Since the strangeness in the κ is necessarily due to its quark content, its existence implies that other members of the same multiplet, like the $\sigma/f_0(500)$, could no longer be interpreted as glueball or dilaton states, as it has sometimes been the case (see [112, 113]) for recent claims in this direction). Second, the lightest scalar nonet has been a longstanding candidate to have an exotic nature, i.e., not being ordinary quark-model quark-antiquark states, but more likely tetraquark or molecular configurations. In order to understand its nature, it is very relevant to have a precise determination of the resonance parameters, i.e., its mass, width and decay coupling to two-mesons, which can be achieved at KLF, ruling out many models in the literature (for instance, quark-antiquark models generically tend to produce a more massive and narrower state than molecular or tetraquark models).

One may wonder why such a fundamental nonet has not been firmly established yet. The reason is that this resonance does not show up in experiment as a clear peak at its nominal mass and does not follow the naive description with a Breit-Wigner shape. This is not only due to its huge width, but also to the presence of a nearby threshold, as well as other analytic structures in the complex plane (a left-hand cut and a circular cut). This is very similar to the situation with the $\sigma/f_0(500)$ meson a decade ago. For this reason a description of the kappa in terms of its pole position, which is process independent, is more appropriate (see the PDG [2]). Actually, as discussed a couple of paragraphs above, in terms of the s Mandelstam variable its pole is closer to πK threshold than to its nominal mass squared, which is as close to the pole as the left cut. With such analytic structures playing a relevant role on the determination of its pole, dispersive methods are a must, and they are more rigorous and powerful for two-body scattering than for any production process, avoiding any model dependence. It is for this reason that πK scattering data, as obtained in KLF, could be so relevant for its determination. Moreover, since the $\kappa/K_0^*(800)$ does not follow a typical Breit-Wigner shape, it is essential to obtain experimental phases over a large energy region to have a reliable and detailed experimental determination of its real shape, particularly near threshold. All this can be achieved at KLF as we will see next. Actually, the sigma meson was also discussed for decades [123]. Some theory groups quoted very small errors on determination of its mass and width, while others were not convinced about its existence. Only high precision data from NA48/2 (2010) [141] allowed all theory groups to converge to the same value when using rigorous analysis methods. We will do the same thing for the kappa. We will provide precise and accurate $K\pi$ data of very high statistics which would allow all theory groups to converge to a single point.

The κ or $K_0^*(800)$ meson is a 0^+ resonance with strangeness. The pole of this resonance is found in the $K\pi$ S -wave with isospin $1/2$. In case of neutral kaon scattering off proton producing a $K\pi$ system with neutral or charged exchange, the S -wave final state is composed of the two isospin components $1/2$ and $3/2$. Therefore we need to split the two components to study the pole of the κ meson and confirm its existence. It should be noted that this separation was not performed for LASS. Actually, the existing $I = 3/2$ data are previous to LASS and of much less precision, which is a large source of uncertainty that contaminates the extraction of the $I = 1/2$ amplitude and the κ or other strange resonance poles. There-

fore, the data that will be obtained from KLF will be relevant, not only due to the expected high production rate of the $K\pi$ system in KLF, but also because it will produce data in the region well below 0.85 GeV, and also because it will allow for a separation of both isospin channels.

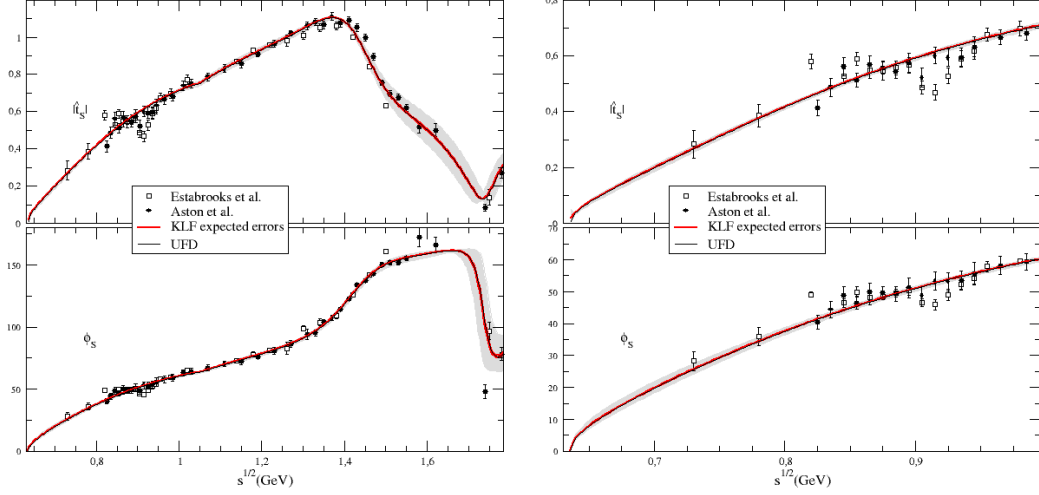


Figure 63: Left panel: Plot produced by the authors of Ref. [125]. Data from LASS results [147, 149]. The upper panel shows the S -wave $K\pi$ amplitude in the $(S^{I=1/2} + S^{I=3/2})/2$ combination of isospin that was actually measured, whereas the lower one shows the phase-shift, which was measured independently. The continuous line is the unconstrained fit from Pelaez and Rodas dispersion relation study [125], whose uncertainties are covered by the gray band. For comparison, the red lines represent the fit to the amplitude of LASS scaled by the expected KLF production during 100 days of run, whose corresponding uncertainties are delimited by the red band. Right: Zoom of the left plots to the elastic region. Note that there are no LASS data below 0.750 GeV.

As a matter of fact, simultaneous analysis of the neutral exchange reactions can offer the possibility to separate $I = 1/2$ and $I = 3/2$ amplitudes. This separation can be performed by neglecting CP violations, and assuming the factorization of the nucleon vertex at the pion pole. The reactions that will be used for the simultaneous analysis are:

- (a) $K_L p \rightarrow K^0 \pi^0 p \rightarrow K^+ \pi^- p$,
- (b) $K_L p \rightarrow \bar{K}^0 \pi^0 p \rightarrow K^- \pi^+ p$,
- (c) $K_L p \rightarrow K^0 (\bar{K}^0) \pi^0 p \rightarrow K_S \pi^0 p$.

Let's note $\mathcal{A}_{(i)}$, $\mathcal{A}_{(ii)}$, and $\mathcal{A}_{(iii)}$, the total amplitude of the reaction (i) , (ii) , and (iii) . These amplitudes can be expressed in term of linear combination of 1/2 and 3/2 isospin amplitude

($\mathcal{A}(I)$) using Clebsch-Gordan coefficients:

$$\begin{aligned}\mathcal{A}_{(i)} &= \frac{1}{3}\mathcal{A}(3/2) - \frac{1}{3}\mathcal{A}(1/2), \\ \mathcal{A}_{(ii)} &= \frac{1}{3}\mathcal{A}(3/2) - \frac{1}{3}\mathcal{A}(1/2), \\ \mathcal{A}_{(iii)} &= \frac{2}{3}\mathcal{A}(3/2) + \frac{1}{3}\mathcal{A}(1/2).\end{aligned}\tag{27}$$

Therefore, the three total amplitudes need to be measured simultaneously from a PWA fit to the three datasets of the different reactions.

To evaluate precisely the improvement on the pole measurement of κ we need to simulate the reaction (ii) and (iii). However, we expect that the dataset produced by KLF with reaction (i) of Eq. (27), will be about 50 times larger than the LASS dataset [147]. In Fig. 63, we have redrawn a figure taken from Ref. [125] and we show the fit to the amplitude in that dispersion relation study, but now also including as a red line and a red band the fit to LASS amplitudes [147] scaled by the precision that will be produced by KLF after 100 days of run. The present systematic effects have already been included in the red band, but could therefore be reduced due to the new measurements that KLF could perform at even lower energies and the separation of $I = 3/2$ from $I = 1/2$.

There are many *models* describing the $\kappa/K_0^*(800)$ and its associated pole (see the PDG [2] for an exhaustive compilation). For illustration we show some representative results in Fig. 64. Note that many of them still use Breit-Wigner parameterizations, which unfortunately are not applicable in this case because they violate chiral symmetry and do not have the left and circular cuts that are numerically relevant for precise determinations of the κ pole. The other analyses we show in Fig. 63 and list in Table 5 are: a model of a T-matrix pole [221] and more sophisticated models including some implementation of chiral symmetry [139, 222], but still with some model dependence that is not included in their uncertainties. We also show a dispersive evaluation [207], where the difficult left and circular cut contributions have been approximated with some assumptions (like a cut-off), but with very conservative systematic uncertainties. In addition, we show two extractions of the pole, one exploiting the analyticity in the whole complex plane by means of a conformal expansion [125] and another one using Padé approximants to extract the pole parameters from local information of the amplitude near the pole without assuming a specific parameterization [143]. Both of them use as input a fit to data constrained with Forward Dispersion Relations and their uncertainties include an estimate of systematic effects. Other determinations in the literature, not shown here, are usually based on models and often quote uncertainties that do not include systematic effects.

Finally, as already commented, the most rigorous determination of the κ pole with a realistic estimate of both statistical and systematic uncertainties, can be made by means of Roy-Steiner Dispersion Relations. There is actually such an estimate of the pole [22], although it does not use data on the scalar wave below 1 GeV. Actually, the scalar partial waves in that region are obtained as solutions of the Roy-Steiner equations with input from other waves and higher energies. In this sense, the κ pole and the whole low-energy region in Ref. [22] are a prediction, not a determination from data.

Thus, in order to estimate the effect of the proposed KLF experiment, we have recalculated the pole obtained by using a Roy-Steiner analysis either using all the existing data [20, 126] or with the LASS data rescaled to the expected accuracy of the KLF experiment. In the first case, without KLF, we find $M_\kappa \simeq 663 \pm 14$ MeV and $\Gamma_\kappa = 596 \pm 53$ MeV, whereas by rescaling the LASS data with the expected KLF precision the uncertainties are divided by slightly more than a factor of two for the mass, to find: $M_\kappa \simeq 663 \pm 6$ MeV; and by a factor of five for the width, finding: $\Gamma_\kappa = 596 \pm 10$ MeV. According to these results, just by rescaling the statistics, a significant improvement on κ search can be performed by KLF, especially at the elastic region of the $K\pi$ invariant mass. Fig. 64 shows as pole positions in the complex plane, the different determinations of the κ mass and width, that we have just described, including the determination with the expected amplitude and phase-space that will be produced by KLF after 100 days of run. The expected result for the kappa pole is $\sqrt{s_\kappa} \equiv M - i\Gamma/2 = 663 \pm 6 - i 288 \pm 5$ MeV (the error coming from πK scattering is less than 1 MeV, the rest comes basically from the high energy Regge input to the dispersive integrals).

Table 5: Illustrative values of $\kappa/K_0^*(800)$ -pole determinations from models (Lines 2 to 7). Line 8 is a model independent prediction from a dispersive analysis without using S -wave data below 1 GeV. We also compare in the last two lines the model independent extraction using present data versus the extraction using the expected KLF data.

Reference	Pole (MeV) $\sqrt{s_\kappa} \equiv M - i\Gamma/2$	Comment
Bonvicini [221]	$706.0 \pm 24.6 - i 319.4 \pm 22.4$ MeV	T -matrix pole model from CLEO
Bugg [222]	$663 \pm 42 - i 342 \pm 60$ MeV	Model with LO Chiral symmetry
Pelaez [139]	$753 \pm 52 - i 235 \pm 33$ MeV	Unitarized ChPT up to NLO
Conformal CFD [125]	$680 \pm 15 - i 334 \pm 8$ MeV	Conformal parameterization from dispersive fit
Padé [143]	$670 \pm 18 - i 295 \pm 28$ MeV	Analytic local extraction from dispersive fit
Zhou <i>et al.</i> [207]	$694 \pm 53 - i 303 \pm 30$ MeV	partial-wave dispersion relation. Cutoff on left cut.
Descotes-Genon <i>et al.</i> [22]	$658 \pm 13 - i 279 \pm 12$ MeV	Roy-Steiner prediction. No S-wave data used below 1 GeV.
Pelaez-Rodas HDR [20, 126]	$663 \pm 14 - i 288 \pm 27$ MeV	Roy-Steiner analysis of scattering data
KLF expected errors	$663 \pm 6 - i 288 \pm 5$ MeV	As previous line but with KLF expected errors

To summarize: The KLF proposal will have a very significant impact in our knowledge of πK scattering amplitudes in the scalar $I = 1/2$ -channel. First, it will certainly improve the still conflictive determination of the $K_0^*(1430)$ parameters. Second, it will help settling the tension between phenomenological dispersive determinations of scattering lengths from data versus those from Chiral Perturbation Theory and lattice QCD. Finally, and more importantly, it will reduce by more than a factor of two the uncertainty in the mass determination of the controversial κ or $K_0^*(800)$ and by a factor of five the uncertainty on its width (and therefore on its coupling). Thus it will settle the debate on its existence, and the existence of a light scalar nonet, as well as on its nature as a non-ordinary state beyond the quark model. The reduction of uncertainties by a factor of two on the mass and of five on the width are guaranteed just by the large statistical sample of KLF compared to LASS, but additional reductions could be expected from the new measurements of the $I = 3/2$ wave and from the fact that KLF will be able to measure the amplitude at much lower center of mass energies, closer to threshold.

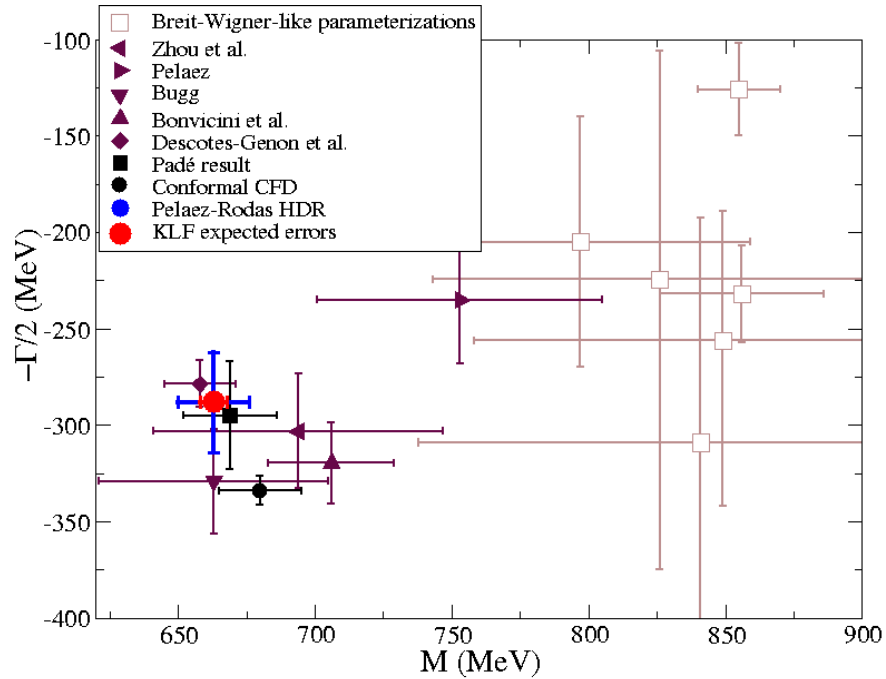


Figure 64: Present situation of the determinations of the κ pole. The figure is from Ref. [20, 126] but we have added as a red point with uncertainties, the simulation of the pole position that would be obtained by means of a Roy-Steiner analysis when fitting to the amplitude and phase-shift of LASS, but scaled by the precision that will be produced by KLF experiment after 100 days of run. This calculation also includes estimates of systematic effects. Note that the other points are either predictions [22] or illustrative models that may have additional systematic uncertainties due to their model dependence, like Breit-Wigner determinations.

It has to be mentioned that in the LASS experiment with charged kaon beam, with fixed strangeness, and charged final state $K^-\pi^+$ only one isospin state could be produced, while in the proposed experiment with KL Facility, the neutral kaon beam scattering on both proton and neutron targets at low t-Mandelstam will allow to produce and identify all four isospin partners of $K_0^*(800)$.

11.4 Expected Statistical Accuracy

A coupled-channel PWA is the most direct and least model-dependent way to extract resonance properties. However, as shown in Sec. 11.2.5, it requires knowledge of both the differential and polarization observables at the same CM energy. In order to ensure that the duration of the experiment would be adequate to extract all observables with sufficient accuracy, dedicated studies were performed. One can determine the recoil polarization utilizing large self-analysing powers of hyperon decays. In this case, the errors on the polarization measurement are essentially of statistical nature, hence one can infer desired accuracy in the polarization measurement to a required beam time of experiment in a straightforward way. From theoretical perspective, the polarization error on the order of 0.1 looks essential in getting unambiguous PWA solution (see Sec. 11.2.5). Polarization errors larger than 0.5 would have no influence on convergence of the PWA fit, hence will be discarded. This tight theoretical constrains impose strict requirement for the duration of experiment to collect sufficient statistics in each channel. Fig. 65 shows the expected error in measurement of polarization observable as a function of CM energies (left) and experiment duration (right) for the key reaction $K_L p \rightarrow K^+ \Xi^0$. The expected error is a complex three-fold function of kaon flux (Fig. 24 with maximum at $W = 3$ GeV), cross section (Ref. [194]) and detector acceptance (Fig. 85). In case of $K_L p \rightarrow K^+ \Xi^0$ reaction it lead to a maximum statistics reachable in the range of $2.2 < W < 2.7$ GeV.

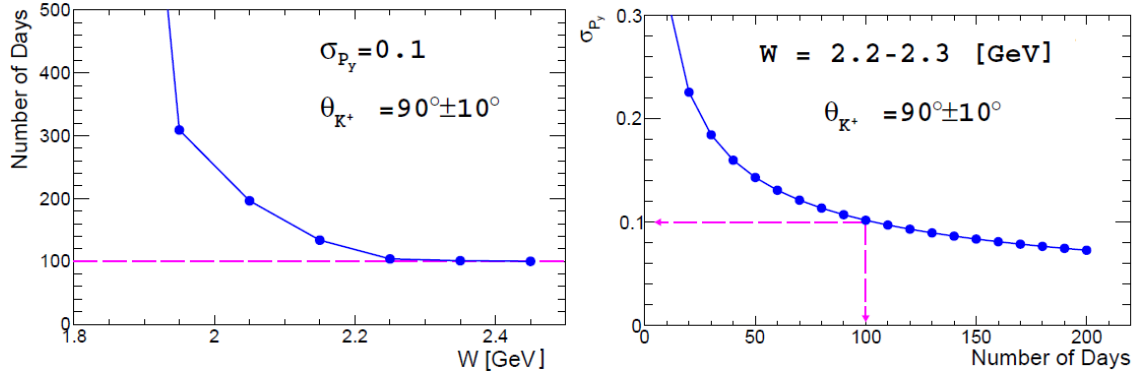


Figure 65: Required a beam time of the experiment for the $K_L p \rightarrow K^+ \Xi$ reaction. Left panel: to reach 10 % polarization uncertainty as a function of W . Right panel: Reachable polarization uncertainty at $W = 2.2$ GeV and $\theta_{K^+} = 90^\circ$.

A similar study can be performed for the another reaction channel, $K_L p \rightarrow \pi^+ \Lambda$, see Fig. 66.

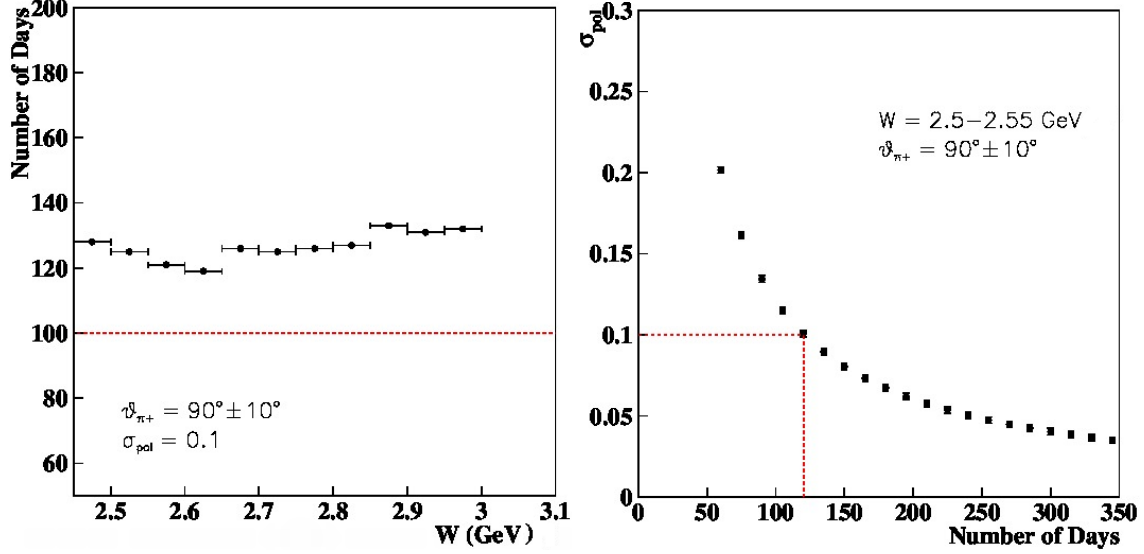


Figure 66: Required a beam time of the experiment for the $K_L p \rightarrow \pi^+ \Lambda$ reaction. Left panel: to reach 10 % polarization uncertainty as a function of W . Right panel: Reachable polarization uncertainty at $W = 2.5-2.55 \text{ GeV}$ and $\theta_{\pi^+} = 90^\circ$.

This reaction requires finer binning to disentangle various $\Lambda - \Sigma$ mixing effects leading to a similar experiment durations as in $K \Xi$ case, despite larger production cross sections.

Systematic uncertainties with K_L beam will be reaction and kinematics dependent. The total systematic errors include three major sources: detector related, induced by the reconstruction algorithms and overall flux estimation. The first two sources can be linked to the current GlueX program. Indeed after several years of running our understanding of the GlueX detector performance is in quite advanced state. The K_L program will utilize this knowledge. Hence, we expect the detector related systematical errors to be of the similar size to that of the photon program and below $\approx 3 \%$ [5]. The only source of uncertainty which cannot be estimated from ongoing GlueX program is K_L flux related ambiguity. A dedicated K_L Flux Monitor will be able to provide a flux determination with an accuracy better than 5 %, see Section 10.1.4, leading to an overall systematical error on the order of 6 %.

To summarize: All channels we have considered so far require about 100 days beamtime for a nominal flux of $10^4 K_L/s$ to exhibit the beauty of strangeness physics in details and maximize the discovery potential of the K_L Facility.

12 Summary and Beam Time Request

We propose to perform strange hadron spectroscopy with a secondary K_L beam in the GlueX setup at JLab. Precise new experimental data (both differential cross sections and recoil polarization of hyperons) for $K_L p$ scattering with good kinematic coverage will be obtained. This will allow

predictions from the CQM and LQCD to be checked for all families of excited Λ^* , Σ^* , Ξ^* , and Ω^* hyperon resonances for the first time. In addition, it will permit a search for the possible existence of hybrids in the hyperon sector as predicted by the lattice calculations [68].

A complete understanding of three-quark bound states requires accurate measurements of the full spectra of hyperons with their spin-parity assignments, pole positions, and branching ratios. An important impact of these strange hyperon spectroscopy measurements is their significance for the thermodynamic properties of the early universe at freeze-out, which is one of the main physics topics at heavy-ion colliders.

Besides hyperon spectroscopy, the experimental data obtained in the strange meson sector in the reactions $K_L p \rightarrow K^\pm \pi^\mp p$ and $K_L p \rightarrow K_S \pi^\pm n(p)$ will provide precise and statistically significant data for experimental studies of the $K\pi$ system. This will allow a determination of quantum numbers of strange meson resonances in S- (including $\kappa(800)$), P-, D-, and higher-wave states. It will also allow a determination of phase shifts to account for final-state $K\pi$ interactions. Measurements of $K\pi$ form factors will be important input for Dalitz-plot analyses of D -meson and charmless B mesons with $K\pi$ in final state.

The K_L facility at JLab will be *unique in the world*. The high-intensity secondary beam of K_L (1×10^4 K_L/s) would be produced in EM interactions using the high-intensity and high-duty-factor CEBAF electron beam with very low neutron contamination as was done at SLAC in the 1970s; but now, with three orders of magnitude higher intensity [159]. The possibility to perform similar studies with charged kaon beams is under discussion at J-PARC with intensities similar to those proposed for the K_L beam at JLab. If these proposals are approved, the experimental data from J-PARC will be complementary to those of the proposed K_L measurements.

Table 6: Expected statistics for differential cross sections of different reactions with LH_2 and below $W = 3.0$ GeV for 100 days of beam time.

Reaction	Statistics (events)
$K_L p \rightarrow K_S p$	2.7M
$K_L p \rightarrow \pi^+ \Lambda$	7M
$K_L p \rightarrow K^+ \Xi^0$	2M
$K_L p \rightarrow K^+ n$	60M
$K_L p \rightarrow K^- \pi^+ p$	7M

In Table 6, we present the expected statistics for 100 days of running with a LH_2 target in the GlueX setup at JLab. The expected statistics for the 5 major reactions are very large. There are however, two words of cautions at this stage. These numbers correspond to an inclusive reaction reconstruction, which is enough to identify the resonance, but might not be enough to uncover its nature. The need for exclusive reconstruction is essential to extract polarization observables was highlighted in Sections 11.2.5 and 11.4. It further decrease the expected statistics, e.g., from 2M to 200k events in the $K\Xi$ case. These statistics, however, would allow a precise measurement of the double-differential polarization observables with statistical uncertainties on the order of 10%. Secondly, kaon flux has a maximum around $W = 3$ GeV, which decreases rapidly towards high/low

W 's. Thus, the 100 days of beam time on the LH_2 are essential to maximize the discovery potential of the K_L Facility and uncover the densely populated hyperon states at low- W .

There are no data on "neutron" targets and, for this reason, it is hard to make a realistic estimate of the statistics for $K_L n$ reactions. If we assume similar statistics as on a proton target, the full program will be completed after running 100 days with LH_2 and 100 days with LD_2 targets.

13 Appendix A1: Analysis of Three-Body Final States

The understanding of baryon properties is hardly possible without an analysis of reactions with two mesons in the final state. Already in the mass region above 1600 MeV, the excited Λ hyperons decay strongly into the $\pi\Sigma(1385)$ [223, 224] final state while the Σ -hyperons decay strongly into the $\pi\Sigma(1385)$ [223] and $\pi\Lambda(1405)$ [225] channels. Above 1800 MeV almost all known Λ and Σ hyperons have a dominant decay mode defined by production of the vector meson $K^*(892)$ [224]. In the Σ -sector, a number of resonances were seen in an analysis of the $\bar{K}\Delta(1230)$ final state. It is natural to expect the decay of $J^P = 3/2^+$ states into the $\pi\Lambda(1520)$ channel [226].

Reactions with two-meson final states provide vital information for the analysis of single-meson production reactions. The singularities that correspond to the opening of the resonance-meson threshold (branching points) can produce structures in other channels that can simulate a resonance-like signal [227, 228]. The situation is notably more severe in the hyperon sector than in the sector of non-strange baryons. Due to the rather small widths of low-mass excited hyperons and meson resonances with an s -quark, such singularities are situated much closer to the physical region and can notably influence the data. Therefore, a combined analysis of the channels with single and two mesons in the final state is a must in the search for the missing resonances.

Two- and three-body channel approach for the strangeness sector have already been formulated by the Jülich [229] and ANL-Osaka [103, 104] groups. Note the recent progress in the understanding of three-body unitarity that can be used to formulate conceptually improved partial-wave amplitudes [230].

The combined analysis should help us to understand the structure of resonances with masses up to 2.5 GeV and their decay properties. One of the important tasks is to find nonet partners of the nucleon states observed in the photo-production reactions in the mass region around 1900 MeV [231]. These states have strong couplings to the $\rho(770)N$ final state and it is natural to expect that their hyperon partners can be found in an analysis of the $K^*(892)N$ channel.

The analysis of the three-body final state should be done in the framework of the event-by-event maximum likelihood method, which allows us to take into account all amplitude correlations in the multidimensional phase space. It is very important to extract the polarization observables from the decay of the final hyperons in the $KN \rightarrow \pi\pi\Lambda$ and $KN \rightarrow \pi\pi\Sigma$ reactions. One possible simplification is connected with an extraction of the $K^*(892)N$ state from the $KN \rightarrow K\pi N$ data, where the analysis can be performed in the framework of the density-matrix-elements approach. However, the analysis should take into account the rescattering of the particles in the final state; e.g., triangle diagrams that lead to logarithmic singularities in the scattering amplitude. Due to the small widths of intermediate states, such singularities can play a more important role than in the case of nucleon and Δ excitations. It would be also very important to include in the analysis the CLAS photoproduction data with $K\pi\Lambda$ and $K\pi\Sigma$ final states because there is a chance that states with a small KN coupling could be observed in these reactions.

14 Appendix A2: Determination of Pole Positions

In spite of their model dependence, partial-wave BW parameters have for quite some time been the preferred connection between experiment and QCD in hadronic spectroscopy. More recently, however, pole parameters (e.g., pole positions and residues) have justifiably become the preferred connection, and this fact has also been recognized by the Particle Data Group in recent editions of the *Review of Particle Physics* [2]. Therefore, the extraction of pole parameters from experimental data becomes a procedure of utmost importance.

Extraction of pole parameters is usually performed in two ways: (a) in an energy-dependent way (ED) or (b) in an energy-independent procedure through SES PWAs. In an ED procedure, one measures as many observables as possible to be close to the complete set and then fits the observables with parameters of a well-founded theoretical model that describes the reaction in question. Continuity in energy is enforced by the features of the theoretical model. In a SE procedure, one again measures as many observables as possible but attempts to extract partial waves by fitting energy-binned data independently, therefore, reducing the theoretical input. A discrete set of partial waves is obtained, and the issues of achieving continuity in energy have recently been extensively discussed either by introducing the constraints in analyticity [232] or through angle- and energy-dependent phase ambiguity [233, 234].

In energy-dependent models, pole parameters have been extracted in various ways. The most natural way is the analytic continuation of theoretical model solutions into the complex-energy plane. Simpler single-channel pole extraction methods have been developed such as the speed plot [235], time delay [236], the N/D method [237], regularization procedures [238], and Pade approximants [142], but their success has been limited. In single-energy analyses, the situation is even worse: until recently no adequate method has been available for the extraction of pole parameters. All single-channel methods involve first- or higher-order derivatives, so partial-wave data had to be either interpolated or fitted with an unknown function, and that introduced additional and, very often, uncontrolled model dependencies.

That situation has been recently overcome when a new Laurent+Pietarinen (L+P) method applicable to both, ED and SES models, has been introduced [239–243]. The driving concept behind the single-channel (and later multichannel) L+P approach was to replace solving an elaborate theoretical model and analytically continuing its solution into the full complex-energy plane, with an approximation actualized by local power-series representation of partial-wave amplitudes having well-defined analytic properties on the real energy axis, and fitting it to the given input. In such a way, the global complexity of a model is replaced by a much simpler, and almost model-independent expansion, limited to the regions near the real energy axis. And this is sufficient to obtain poles and their residues. This procedure gives the simplest function with known analytic structure that fits the data. Formally, the introduced L+P method is based on the Mittag-Leffler expansion² of partial-wave amplitudes near the real-energy axis, where we represented the regular background term by a conformal-mapping-generated, fastly converging power series called a

²Mittag-Leffler expansion [244] is the generalization of a Laurent expansion to a more-than-one pole situation. For simplicity, we call it Laurent expansion.

Pietarinen expansion ³. In practice, the regular background part is usually fitted with three Pietarinen expansion series. Each of them approximates the most general function which describes the background, and has a branch point at x_{bp} , while all free parameters are then fitted to the chosen channel input. The first Pietarinen expansion with branch-point x_P which is restricted to an unphysical energy range represents all left-hand cut contributions. The next two Pietarinen expansions describe background in the physical range, and the used branch points x_Q and x_R are defined by the analytic properties of the analyzed partial wave. A second branch point is usually fixed to the elastic channel branch point describing threshold effects, and the third one is either fixed to the dominant channel threshold value, or let free.

Thus, solely on the basis of general physical assumptions about analytic properties of the fitted process like number of poles and number and location of conformal mapping branch points, the pole parameters in the complex energy plane are obtained. In such a way, the simplest analytic function with a set of poles and branch points which is fitting the input is actually constructed. This method is equally applicable to both theoretical and experimental input ⁴.

The transition amplitude of the multichannel L+P model is parametrized as

$$T^a(W) = \sum_{j=1}^{N_{pole}} \frac{g_j^a}{W_j - W} + \sum_{i=1}^3 \sum_{k_i=0}^{K_i^a} c_{k_i}^a \left(\frac{\alpha_i^a - \sqrt{x_i^a - W}}{\alpha_i^a + \sqrt{x_i^a - W}} \right)^{k_i}, \quad (28)$$

where a is a channel index, W_j are pole positions in the complex W (energy) plane, g_j^a coupling constants. The x_i^a define the branch points, $c_{k_i}^a$, and α_i^a are real coefficients. K_i^a , $i = 1, 2, 3$ are Pietarinen coefficients in channel a . The first part represents the poles and the second term three branch points. The first branch point is chosen at a negative energy (determined by the fit), the second is fixed at the dominant production threshold, and the third branch point is adjusted to the analytic properties of fitted partial wave.

To enable the fitting, a reduced discrepancy function D_{dp} is defined as

$$D_{dp} = \sum_a^{all} D_{dp}^a;$$

$$D_{dp}^a = \frac{1}{2 N_W^a - N_{par}^a} \times \sum_{i=1}^{N_W^a} \left\{ \left[\frac{\text{Re } T^a(W^{(i)}) - \text{Re } T^{a,exp}(W^{(i)})}{Err_{i,a}^{\text{Re}}} \right]^2 + \left[\frac{\text{Im } T^a(W^{(i)}) - \text{Im } T^{a,exp}(W^{(i)})}{Err_{i,a}^{\text{Im}}} \right]^2 \right\} + \mathcal{P}^a,$$

³This type of conformal mapping expansion was introduced by Ciulli and Fisher [245, 246]. It was described in details and also used in pion-nucleon scattering by Pietarinen [247, 248]. The procedure was named Pietarinen expansion by Höhler in Ref. [97].

⁴Observe that fitting partial wave data originating from experiment as energy independent analysis is even more favorable.

where

$$\mathcal{P}^a = \lambda_{k_1}^a \sum_{k_1=1}^{K^a} (c_{k_1}^a)^2 k_1^3 + \lambda_{k_2}^a \sum_{k_2=1}^{L^a} (c_{k_2}^a)^2 k_2^3 + \lambda_{k_3}^a \sum_{m=1}^{M^a} (c_{k_3}^a)^2 k_3^3$$

is the Pietarinen penalty function, which ensures fast and optimal convergence. N_W^a is the number of energies in channel a , N_{par}^a the number of fit parameters in channel a , λ_c^a , λ_d^a , λ_e^a are Pietarinen weighting factors, $Err_{i,a}^{Re, Im}$. . . errors of the real and imaginary part, and $c_{k_1}^a$, $c_{k_2}^a$, $c_{k_3}^a$ real coupling constants.

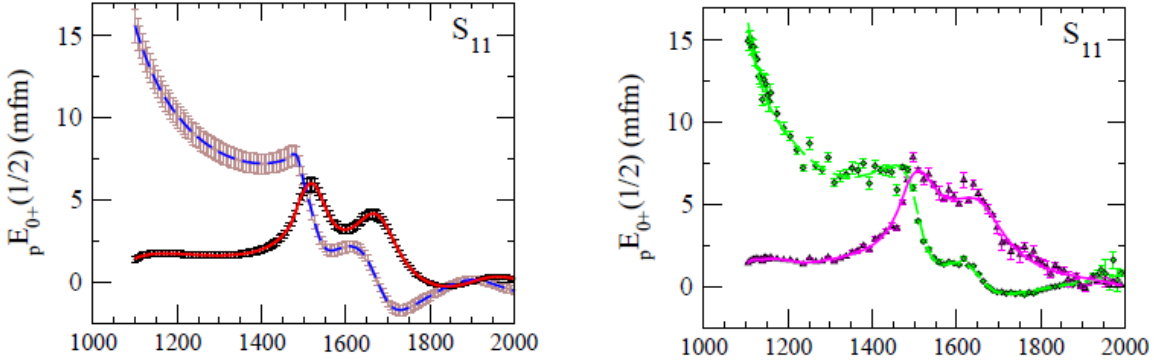


Figure 67: L+P fit to CM12 GW/SAID pion photoproduction $_pE_{0+}$ ED and SESs [249].

In order to obtain reliable answers in the L+P model we have to build knowledge about the analytic structure of the fitted partial wave into the fitting procedure. Because we are looking for poles, we only have to define which branch points to include. Their analytic form will be determined by the number of Pietarinen coefficients. As we have only three branch points at our disposal we expect that the first branch-point will describe all subthreshold and left-hand cut processes, the second one is usually fixed to the dominant channel opening, and the third one is to represent background contributions of all channel openings in the physical range. So, in addition to choosing the number of relevant poles, our anticipation of the analytic structure of the observed partial wave is of great importance for the stability of the fit.

The L+P model has been successfully applied to both theoretical models and discrete partial-wave data. As an example, in Fig. 67, we give the achieved quality of the fit for the CM12 GW/SAID pion photoproduction amplitudes [249].

To summarize: Methods of the described L+P model will be used to extract pole parameters for both ED solutions, obtained by the method described in Section 7, and SESs developed independently.

15 Appendix A3: Statistics Tools for Spectroscopy of Strange Resonances

Several statistical aspects concerning the analysis of K_L data are discussed in the following. The proposed experiment will be capable of producing a large body of consistent data, which is a prerequisite to carry out statistical analyses. So far, the data in the strangeness $S = -1$ sector were produced in many different experiments, often from the 1980s or earlier, with different systematic uncertainties that are, moreover, unknown in many cases. The problems resemble the situation in pion-induced inelastic reactions [250, 251]. This makes any kind of analysis difficult but statistical tests, e.g., on the significance of a claimed resonance signal, are indispensable to carry out meaningful baryon spectroscopy. Indeed, the search for *missing resonances* is not only a problem of implementing physical principles such as unitarity in the amplitude but also, to a large extent, a statistical one. This becomes especially relevant once one searches for states beyond the most prominent resonances.

15.1 Minimizing Resonance Content

The PWA, discussed in Section 7 is needed to extract the physically relevant information from data. For resonance spectroscopy, one needs the energy dependence of the amplitude to determine resonance positions and widths. Therefore, energy dependent parametrizations of the partial waves are fitted either to data or to SESs, generated by conducting PWA in narrow energy bins. The resonance content is usually determined by speed-plot techniques or analytic continuation of the ED parametrization to complex scattering energies, where resonances manifest themselves as poles [252].

Yet, the ED parametrization itself contains, almost always, resonance plus background terms in one implementation or another. A problem arises if resonance terms are needed to model missing background dynamics such as triangle singularities or threshold openings in the complex plane. Then, false positive resonance signals could be obtained [227]. Adding resonance terms will always lower the χ^2 in a given fit, but the question is how significant this change is.

We plan to address this well-known, yet poorly addressed problem by applying several statistical analysis tools to the amplitude parametrization. Some techniques have been used, so far, to address this problem. For example, in so-called mass scans, the χ^2 dependence on the mass of an additional resonance is studied [253–255]. If χ^2 drops by a certain amount at a given energy, potentially in several reaction channels at once, then a resonance might be responsible.

Beyond mass scans, there exist *model selection* techniques referring to the process of selecting the simplest model with the most conventional explanation. Here, the conventional/simple explanation is an (energy-dependent) background and/or threshold cusps, while the algorithm should penalize unconventional explanations such as resonances.

Minimizing the resonance content in a systematic way is thus a goal within PWA. For this, the Least Absolute Shrinkage and Selection Operator (LASSO) technique for model selection can be applied

(which provides a Bayesian posterior-mode estimate), in combination with cross validation and/or information theory to control the size of the penalty parameter λ [256–258]. The combination of these techniques effectively suppresses the emergence of resonances except for those really needed by the data. The numerical implementation is especially simple because it affects only the calculation of the χ^2 . Trial-and-error techniques, sometimes still applied to check for resonances in different partial waves, will become obsolete. Here, one simply starts with an over-complete resonance set plus flexible backgrounds, and the algorithm will remove all those resonances not needed by data, without manual intervention. Apart from cross validation, we will also consider information theory to regulate λ as proposed in Ref. [259]. In particular, the Akaike and Bayesian information criteria provide easy-to-use model selection. Results should be independent of the choice of the criterion.

In 2017, the LASSO technique was, for the first time, used in pion photoproduction at low energies for the “blindfolded” selection of the relevant multipoles and their simplest parametrization to describe the available data [260]. The analysis of kaon-induced reactions is closely related. For a recent application in a different but related context see Ref. [261]. Once the model selection process is finished, uncertainties on resonance parameters can be obtained by the usual re-sampling techniques.

The existing and proposed PWA tools use different construction principles: resonances are included in the form of bare states, K -matrix poles, or generated from hadron dynamics itself. For the first two classes of approaches, one has at one’s disposal the coupling constants that tune the interaction of a bare singularity with the meson-baryon continuum. Those are fit parameters that can be explicitly included in the penalty term. If resonances are generated from the meson-baryon dynamics itself, the case is a bit more complicated, because there are no directly accessible tuning parameters. This parametrization, practiced by the GW/SAID group for many years (see, e.g., Ref. [249]), is, in principle, the cleanest analysis tool, because resonance generation does not require manual intervention. Yet, even here the emergence of resonance terms can be penalized, e.g., through the value of contour integrals on the second Riemann sheet where resonance poles are located (a value of zero corresponds then to the absence of poles).

It should be stressed that the information theory criteria do *not* require a good fit in a frequentist’s sense because they merely compare the relative quality of models. This is especially relevant when it comes to the analysis of many different data sets (such as kaon-induced reactions) in which, e.g., the systematic errors might be underestimated such that a $\chi^2/\text{d.o.f.} \approx 1$ is difficult to achieve.

Systematic uncertainties can be treated as in the GW/SAID approach [98] in which the χ^2 is defined as

$$\chi^2 = \sum_i \left(\frac{N\Theta_i - \Theta_i^{\text{exp}}}{\epsilon_i} \right)^2 + \left(\frac{N-1}{\epsilon_N} \right)^2, \quad (29)$$

where Θ_i^{exp} is an experimental point in an angular distribution and Θ_i is the fit value. Here the overall systematic error, ϵ_N , is used to weight an additional χ^2 penalty term due to renormalization of the fit by the factor N . The statistical error is given by ϵ_i . Note that the fit function is penalized, rather than the data, to avoid the bias discussed in Ref. [262]. See also Ref. [263] for further discussion of this topic.

15.2 Goodness-of-Fit Tests

The χ^2 per degree of freedom, $\chi_{d.o.f.}^2$, is usually considered as a criterion for a good fit, but becomes meaningless if thousands of data are fitted (and should be replaced by Pearson's χ^2 test). Statistical χ^2 tests will become possible through the new data, putting resonance analysis on a firmer ground. While χ^2 tests are sensitive to under-fitting, they are insensitive to over-fitting. Here, the F -test [264] is suitable to test the significance of new fit parameters. That test, can, thus, be applied to reduce the number of internal parameters in a partial-wave parametrization, which results in more reliable estimates of uncertainties for extracted resonance parameters such as masses, widths, and branching ratios.

With increased consistency of data through the KLF experiment, other goodness-of-fit criteria can also be applied, such as Smirnov-Kolmogorov or Anderson-Darling tests for normality [265, 266] or run tests from non-parametric statistics. For pion photoproduction, these tests are applied and extensively discussed in Ref. [260].

A prerequisite to carry out classical statistical tests is data consistency. As discussed before, this is unfortunately not always the case in the $S = -1$ sector. The proposed KLF measurements will produce, for the first time, a body of data large enough to enable such tests reliably.

15.3 Representation of Results

As mentioned, ED parametrizations are needed to extract resonance parameters, but SES fits are useful to search for narrow structures, or for other groups to test theoretical models of hadron dynamics. The question arises how the partial waves can be presented to allow the theory community to carry out their fits. As recently demonstrated [267], SESs alone carry incomplete statistical information, mainly because they are correlated quantities. We plan to provide the analysis results in a similar form as recently done in Ref. [267] for elastic πN scattering. With this, the theory community can fit partial waves through so-called *correlated χ^2 fits* obtaining a χ^2 close to the one obtained in a fit directly to data (see Ref. [267] for an extended discussion). This format ensures that the maximal information from experiment is transmitted to theory, allowing to address the *missing resonance problem* in the wider context of questions related to confinement and mass generation, that have been paramount problems in hadronic physics for decades.

To summarize: With a large consistent data set from the KLF experiment, an entire class of statistical tools will become applicable that is needed to conduct rigorous baryon spectroscopy. With the new data, the quantitative significance of resonance signals and the quantitative uncertainties of resonance parameters can be determined.

16 Appendix A4: Neutron and Gamma Background

1. Elements of the Be-target Assembly

Schematic view of the Be-target assembly (K_L production target) is given in Fig. 21. The el-

Table 7: Elements of the Be-target assembly.

Element	Outer \varnothing /Inner \varnothing (m)	Thickness (m)	Volume (m ³)	Density (kg/m ³)	Mass (kg)
Borated polyethylen (front)	1.20/0.16	0.10	0.111	1000	111.1
Borated polyethylen (side)	1.20/1.00	1.30	0.449	1000	449.2
Borated polyethylen (back)	1.20/0.08	0.10	0.113	1000	112.6
Lead (front)	1.00/0.16	0.30	0.230	11350	2605.8
Lead (side)	1.00/0.76	0.70	0.232	11350	2635.8
Lead (back)	1.00/0.08	0.30	0.234	11350	2657.2
Tungsten (front)	0.76/0.16	0.40	0.173	19300	3346.9
Tungsten (center)	0.76/0.00	0.10	0.045	19300	875.5
Tungsten (back)	0.76/0.08	0.20	0.090	19300	1731.7
Beryllium	0.06/0.00	0.40	0.001	1848	2.1

elements of the Be-target assembly are presented in Table 7. The weight of the construction is 14.5 ton. Changeover from the photon to K_L beamline and from the K_L beamline to photon needs to be further evaluated and in the most conservative scenario may take approximately 6 months or less. This maximal break period may fit the current CEBAF Accelerator schedule. It has to be mentioned that the collimator cave has enough space (with the 4.52 m width) for the Be-target assembly to remain far enough from the beamline.

2. Neutron and Gamma Background

The schematic view of the collimator cave with the Be-target assembly is given in Fig. 18.

Several tallies were placed along the beam and at the experimental hall for neutron and gamma fluence estimation. Tally descriptions are:

- **#1:** spot for flux ($\varnothing 0.07$ m) on the beam in the experimental hall right behind of the concrete wall;
- **#2:** spot for flux ($\varnothing 0.07$ m) outside the beam in the experimental hall right behind of the concrete wall;
- **#3:** spot for flux ($\varnothing 0.07$ m) on the beam in the experimental hall right on the face of the cryogenic target;
- **#4:** spot for flux ($\varnothing 0.07$ m) outside the beam in the experimental hall right on the face of the cryogenic target;
- **#5:** area for dose rate (6×6 m²) on ceiling of the experimental hall centered at the GlueX detector - key area for the RadCon;
- **#6:** ring for dose rate (outer $\varnothing 0.08$ m and inner $\varnothing 0.07$ m) on the face of the cryogenic target - to evaluate a radiation damage for the SiPMs;
- **#7-9:** area for dose rate (1×1 m²) hallway in the experimental hall following the GlueX detector;

- **#10-19:** rings for dose rate (outer \varnothing 0.25, 0.45, 0.65, 0.85, 1.05, 1.25, 1.45, 1.65, 1.85, 2.05 m and inner \varnothing 0.20, 0.40, 0.60, 0.80, 1.00, 1.20, 1.40, 1.60, 1.80, 2.00 m, respectively) on the face of the cryogenic target - to evaluate a radiation damage for the front of the BCAL;
- **#20:** spot for flux (\varnothing 0.07 m) on the beam right behind beryllium;
- **#21:** spot for flux (\varnothing 0.07 m) on the beam right behind tungsten.

(a) **Neutron Background**

Calculations were performed for different shielding configurations in the collimator cave to minimize the neutron and gamma dose rate.

The K_L s, produced by the Be-target and survived after the beam tungsten or lead plug, are presented in Fig. 68. This figure shows that there is a small effect in the material difference in the beam plug. There are 10 % of K_L s, produced by the Be-target, survived after the beam tungsten plug. The neutron yield integral from the berilium is $2.4 \times 10^{10} n/(s \cdot cm^2)$ and then from tunstten is $4.2 \times 10^9 n/(s \cdot cm^2)$ (Figs. 69 and 70). So, the tungsten plug reduced the neutron flux by the same amount as the neutral kaon flux.

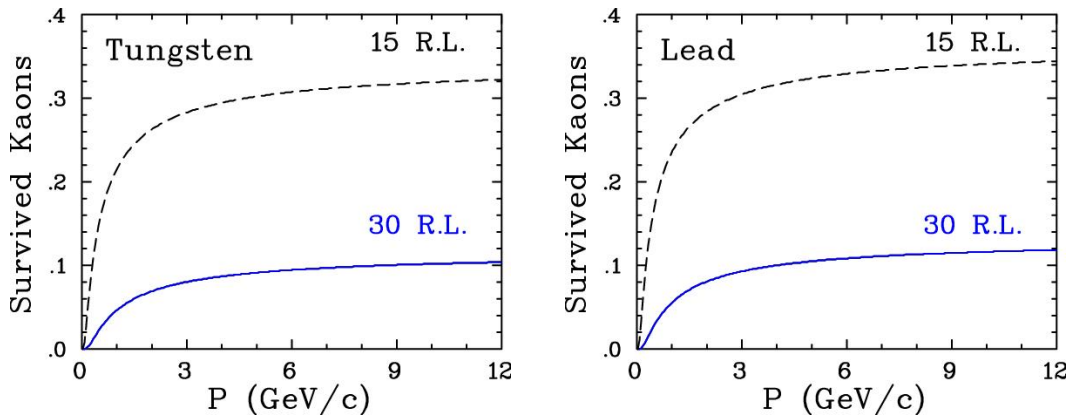


Figure 68: Fraction of survived kaons after the tungsten (left) or lead (right) plugs are installed with 15 or 30 R.L.

Calculations were performed for different shielding configurations in the collimator cave to minimize the neutron and gamma dose rate. The vertical (horizontal) cross section of the neutron flux is given in Fig. 71 (Fig. 72).

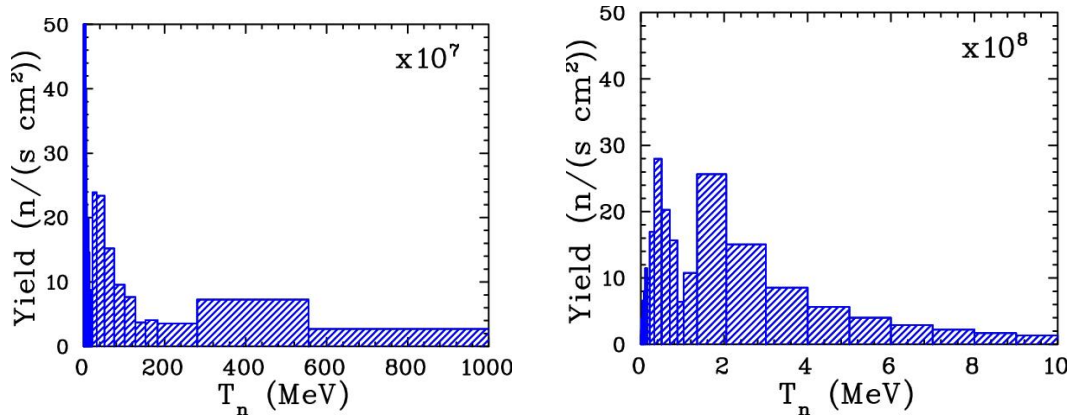


Figure 69: Number of neutrons that will not pass through the tungsten plug. Calculations were performed using the MCNP Transport code [178].

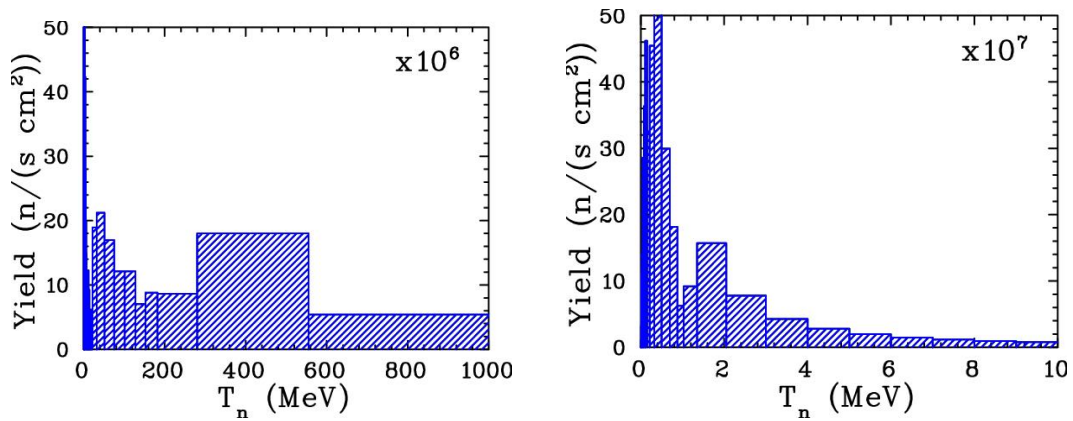


Figure 70: Number of neutrons that will pass through the tungsten plug. Calculations were performed using the MCNP Transport code [178].

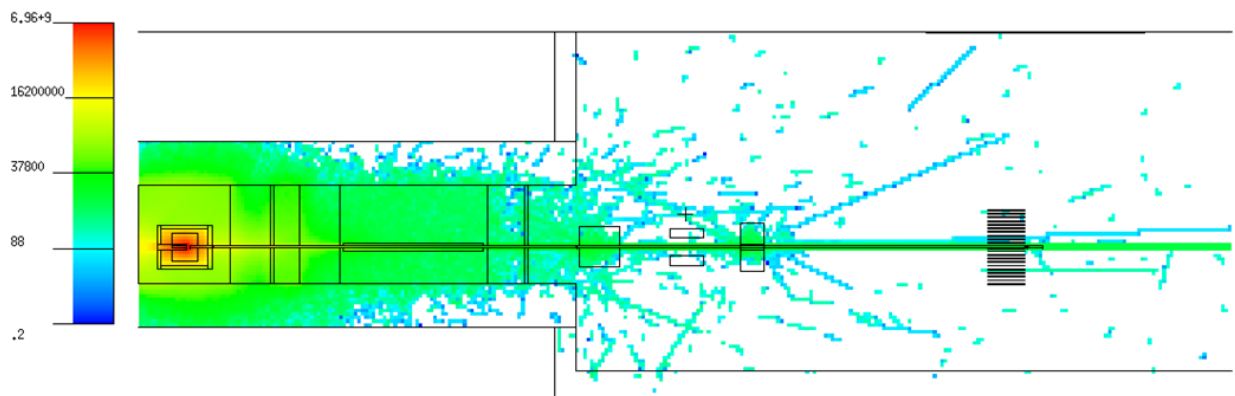


Figure 71: Vertical cross section of the neutron flux calculated for the model. Beam goes from left to right.

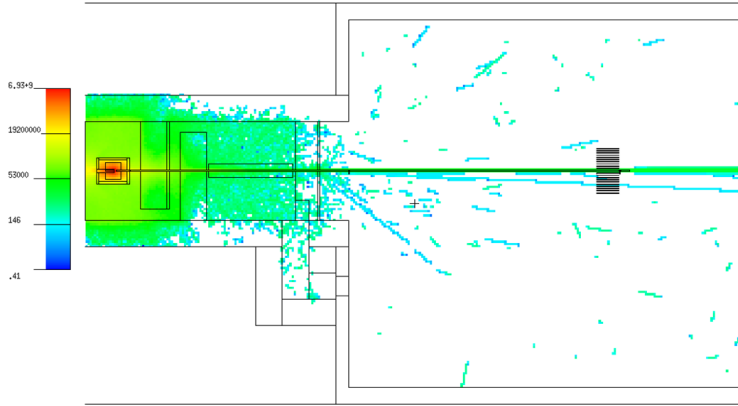


Figure 72: Horizontal cross section of the neutron flux calculated for the model. Beam goes from left to right.

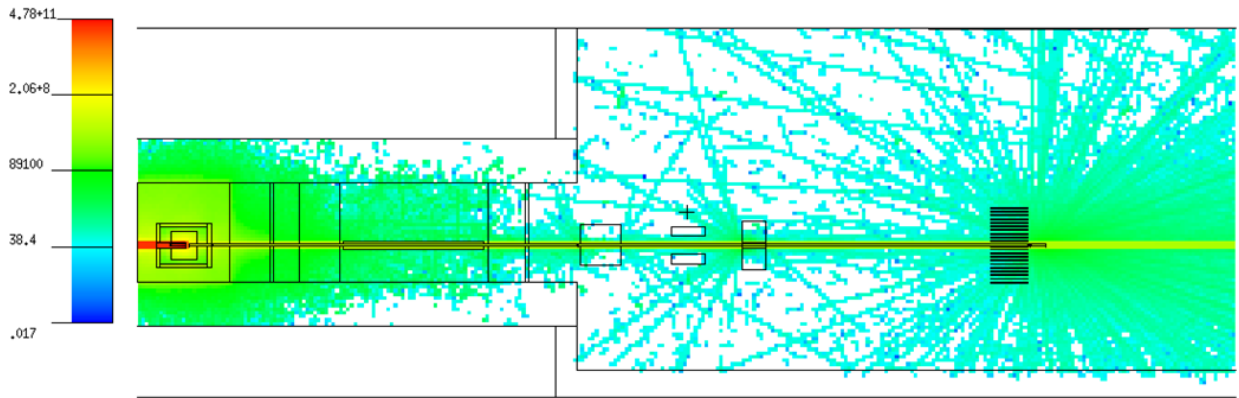


Figure 73: Vertical cross section of the gamma flux calculated for the model.

Table 8: Neutron (2nd column) and gamma (3rd column) background flux calculated for different tallies (1st column). Percentage in brackets shows statistical uncertainties of MC simulations.

Tally	Neutron flux ($n/(s \cdot cm^2)$)	Photon flux ($\gamma/(s \cdot cm^2)$)
#1	$(8.0 \pm 0.5) \times 10^4$ (6.7 %)	$(31.1 \pm 0.1) \times 10^6$ (0.3 %)
#2	$(2.2 \pm 1.7) \times 10^3$ (75 %)	$(3.3 \pm 1.0) \times 10^3$ (31 %)
#3	$(1.7 \pm 0.2) \times 10^4$ (11 %)	$(27.2 \pm 0.1) \times 10^6$ (0.3 %)
#4	$> 1.7 \times 10^2$	$(9.9 \pm 1.6) \times 10^3$ (16 %)
#20	$(236.0 \pm 0.1) \times 10^8$ (0.1 %)	$(223.0 \pm 0.5) \times 10^6$ (0.02 %)
#21	$(41.7 \pm 0.1) \times 10^8$ (0.1 %)	$(10.7 \pm 0.1) \times 10^6$ (0.2 %)

(b) Gamma Background

The vertical cross section of the gamma flux is given in Fig. 73.

Table 9: Neutron (2nd column) and gamma (3rd column) dose rate background calculated for different tallies (1st column). Percentage in brackets shows statistical uncertainties of MC simulations.

Tally	Dose rate (mrem/h)	Dose rate (mrem/h)
#5	0.11±0.04 (36 %)	$(2.0±0.1)×10^{-2}$ (3.8 %)
#6	632±145 (23 %)	$(3.0±0.1)×10^3$ (2.9 %)
#7	0.02±0.02 (100 %)	$(7.1±4.2)×10^{-3}$ (59 %)
#8	0.01±0.01 (100 %)	$(3.0±1.8)×10^{-3}$ (58 %)
#9	> 0.1	$(2.2±0.5)×10^{-2}$ (25 %)
#10	1.8±1.8 (100 %)	$(0.52±0.04)$ (7.8 %)
#11	> 0.1	$(0.57±0.10)$ (18 %)
#12	> 0.1	$(0.45±0.05)$ (10 %)
#13	0.01±0.01 (100 %)	$(0.42±0.05)$ (13 %)
#14	0.3±0.3 (86 %)	$(0.46±0.05)$ (11 %)
#15	0.4±0.2 (61 %)	$(0.36±0.04)$ (11 %)
#16	0.1±0.1 (91 %)	$(0.28±0.02)$ (7.4 %)
#17	1.2±0.8 (66 %)	$(0.24±0.01)$ (5.5 %)
#18	0.3±0.2 (77 %)	$(0.19±0.01)$ (3.4 %)
#19	0.3±0.2 (57 %)	$(0.18±0.01)$ (4.0 %)

17 Appendix A5: Details of Monte Carlo Study

17.1 Particle Identification

For each topology, one primary particle (the proton for the K_{Sp} channel, the π^+ for the $\pi^+\Lambda$ channel and the K^+ for the $K^+\Xi$ and K^+n channels) provides a rough determination for the position of the primary vertex along the beamline that is used in conjunction with the ST to determine the flight time and path of the K_L from the beryllium target to the hydrogen target. Protons, pions, and kaons are distinguished using a combination of dE/dx in the chambers and time-of-flight to the outer detectors (BCAL and TOF). The energy loss and timing distributions for the K_{Sp} channel are shown in Fig. 74; the distributions are similar for the $\pi^+\Lambda$ channel, where a proton band arises from the $\Lambda \rightarrow \pi^-p$ decay. Also shown is the dE/dx distribution for the $K^+\Xi^0$ channel, where a prominent kaon band can be seen, along with pion and proton bands arising from Λ decays.

Since the GlueX detector has full acceptance in ϕ for charged particles and large acceptance in θ (roughly $1 - 140^\circ$), a full reconstruction of events is feasible for the majority of the channels. That will allow to apply four or more overconstrain kinematical fit and improve the resolution considerably. A typical comparison between W reconstruction using the K_L -momentum for 250 ps ST resolution (red dots) and the other using kinematically fitted final-state particles for the K_{Sp} channel (blue dots) is shown in Fig. 75.

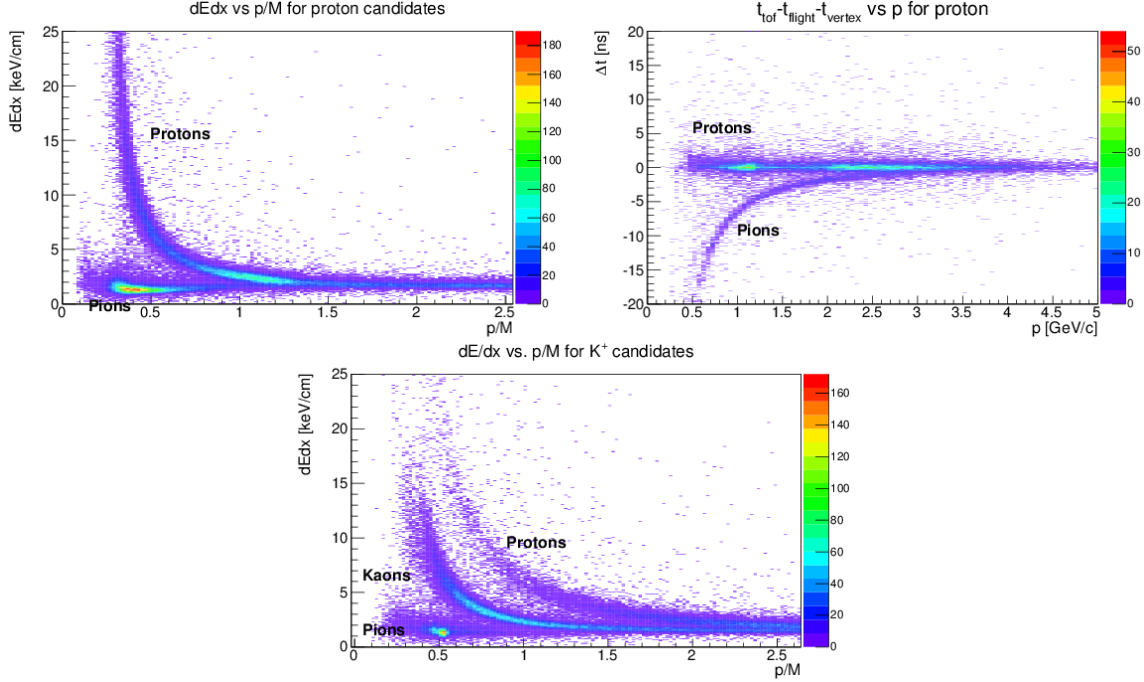


Figure 74: Particle identification. Top left panel: dE/dx for the K_{SP} channel. Top right panel: time difference at the primary “vertex” for the proton hypothesis for the K_{SP} channel using the TOF. Bottom panel: dE/dx for the $K^+\Xi$ channel. The proton and pion bands arise from the decay of the Λ .

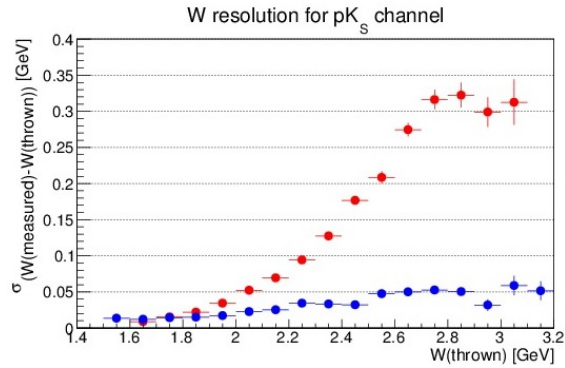


Figure 75: The W resolution for the K_{SP} channel, (blue dots) using kinematic fitting after reconstruction of all final state particles; (red dots) using K_L time-of-flight.

17.1.1 Details of MC study for $K_L p \rightarrow K_S p$

For the K_{SP} channel, we take advantage of the BR of 69.2 % for $K_S \rightarrow \pi^+\pi^-$ [2]: the invariant mass of the $\pi^+\pi^-$ pair and W as computed from the four-momenta of the proton and the two pions is shown in Fig. 76.

After combining the four-momenta of the final-state particles with the four-momenta of the beam and the target, the missing-mass squared for the full reaction should be zero, which is also shown

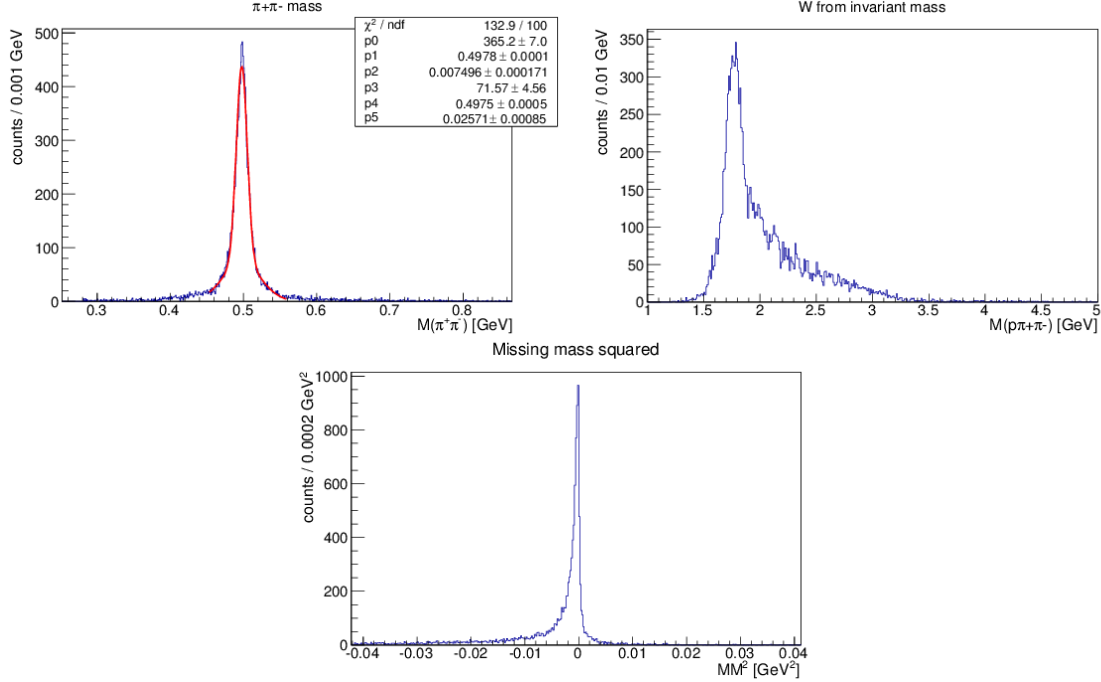


Figure 76: Full reconstruction for $K_L p \rightarrow K_S p$ and $K_S \rightarrow \pi^+\pi^-$. Top left panel: $\pi^+\pi^-$ invariant mass. Top right panel: W computed from $\pi^+\pi^- p$ invariant mass. Bottom panel: Missing-mass squared for the full reaction.

in Fig. 76. Finally, one requires conservation of energy and momentum in the reaction by applying a kinematic fit to the data. After applying a 0.1 cut on the confidence level of the fit, one computed an estimate for the reconstruction efficiency has been calculated and is shown as a function of W in Fig. 77. Here the efficiency includes the BR for $K_S \rightarrow \pi^+\pi^-$. The average reconstruction efficiency is about 7 %.

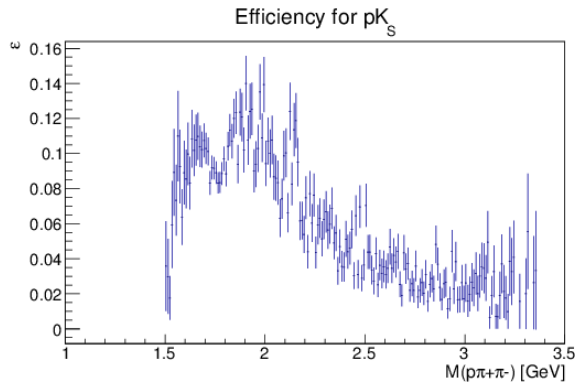


Figure 77: Estimate the efficiency for full reconstruction of the $K_L p \rightarrow K_S p$ and $K_S \rightarrow \pi^+\pi^-$ reaction chain as a function of W .

17.1.2 Details of MC study for $K_L p \rightarrow \pi^+ \Lambda$

For our proposed KL Facility at Hall-D, we expect good statistics of $K_L p \rightarrow \pi^+ \Lambda$ for a very wide range of K_L beam momentum. Figure 78 shows the K_L beam momentum distributions from the generated counts (left) and reconstructed counts (right) when requiring $\beta_{K_L} > 0.95$ in time-of-flight.

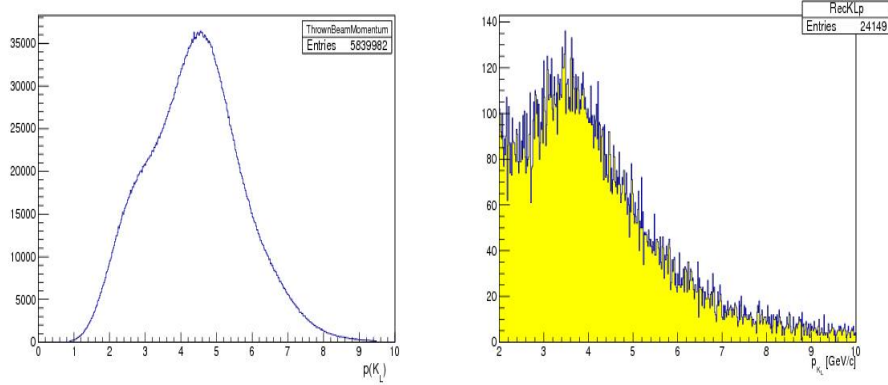


Figure 78: Beam particle (K_L) momentum distribution in MC simulation, Left panel: Generated. Right panel: Reconstructed.

We have generated the $K_L p \rightarrow \pi^+ \Lambda$ reaction in phase space taking into account the realistic K_L beam momentum distribution in the event generator. This momentum spectrum is a function of the distance and angle. Then events were passed through the standard Hall-D GEANT simulation with GlueX detector and momentum smearing and utilized JANA for particle reconstruction that we simulated. Figure 79 shows a sample plot for polar angle versus momentum distribution of π^+ , π^- , and protons from the generated event (left) and reconstructed event (right).

Figure 80 shows an example of the reconstructed the Λ invariant mass (left) and missing mass (right). We obtained a 5 MeV invariant-mass resolution and a 150 MeV missing-mass resolution and estimated the expected total number of $\pi^+ \Lambda$ events as final-state particle within topology of $1\pi^+$, $1\pi^-$, and 1 proton. In 100 days of beam time with 1×10^4 K_L/s on the liquid hydrogen target, we expect to detect around 5.3M $K_L p \rightarrow \pi^+ \Lambda$ events for $W < 3$ GeV. Such an unprecedented statistics will improve our knowledge of these states through PWA.

Moreover, Fig. 81 (left) shows the correlation between Λ invariant mass from its decay particles (p , π^-) and missing mass of $\pi^+ X$. The right plot in Fig. 81 shows the Λ invariant mass as a function of pion angular distribution (θ_{π^+}). All these plots are based on the 250 ps time resolution of the ST.

The $K_L p \rightarrow \pi^+ \Lambda$ reaction has a relatively high production cross section the order of a few mb in our proposed K_L -momentum range (1 – 6 GeV/c). The beam resolution has been calculated at the time-of-flight vertex time resolution (250 ps) of the start counter (TOF-ST).

The major source of systematic uncertainty for this reaction would be mistaken particle identi-

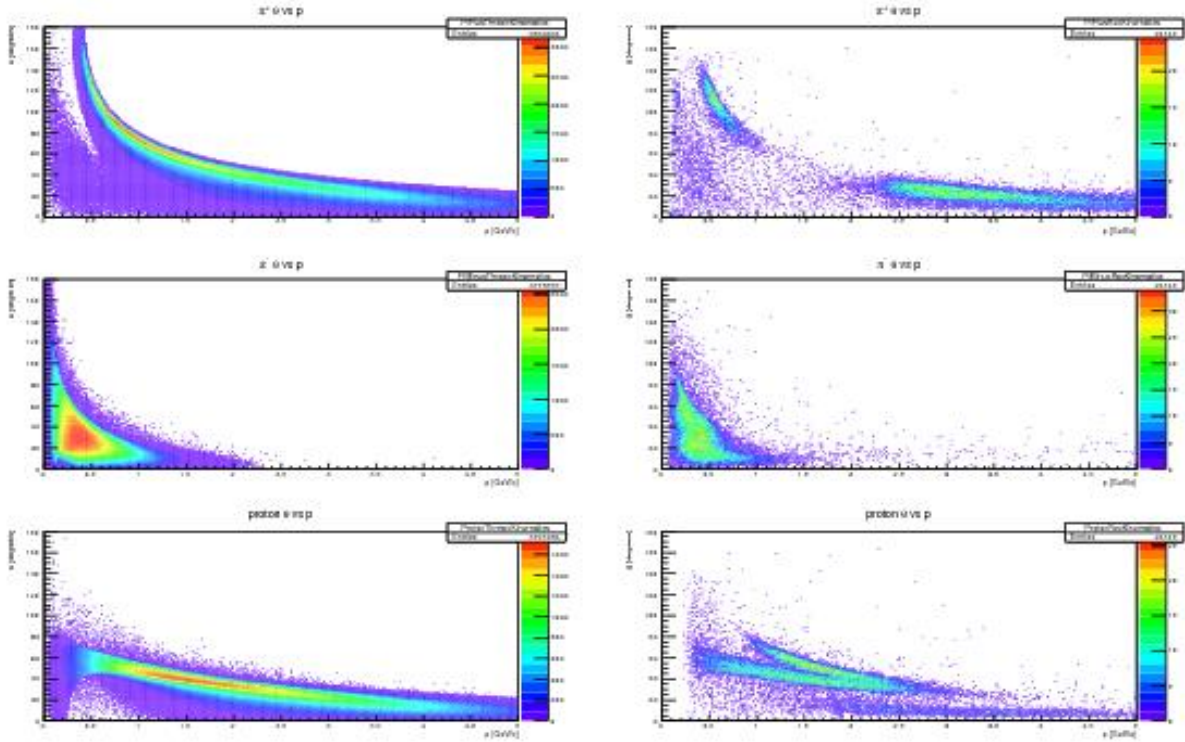


Figure 79: Momentum and angular distributions. Top row panel: π^+ , Middle row panel: π^- , Bottom row panel: proton. Left column panels: Generated and Right column panels: Reconstructed events.

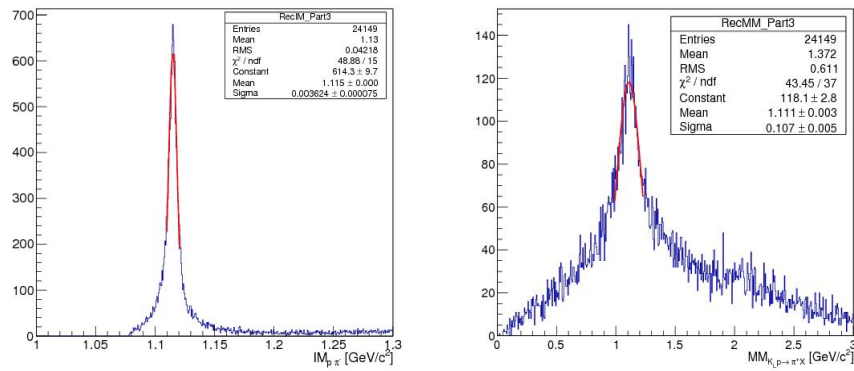


Figure 80: The Λ invariant-mass distribution reconstructed. Left panel: From its $\pi^- p$ decay particles. Right panel: The missing mass of $\pi^+ X$ (right).

cation among π^+ , K^+ , and proton in the final state. However, requiring the reconstructed Λ and side-band subtraction technique for background will improve this uncertainty substantially.

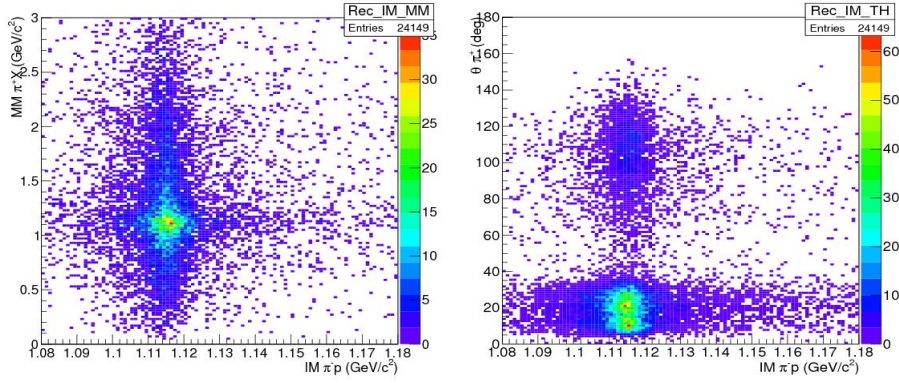


Figure 81: Left panel: The Λ invariant mass versus missing mass of π^+X . Right panel: The θ_{π^+} angle distribution versus Λ invariant mass (right).

17.1.3 Details of MC study for $K_L p \rightarrow K^+ \Xi^0$

The section here focuses on the reconstruction of $K_L p \rightarrow K^+ \Xi^0$ but the initial procedure for particle identification and reaction reconstruction is almost identical to the reaction on the neutron ($K_L n \rightarrow K^+ \Xi^-$). Three topologies can be used to reconstruct the reaction $K_L p \rightarrow K^+ \Xi^0$ on free proton targets. Topology 1 requires the detection of a K^+ , topology 2 requires the detection of a K^+ and a Λ by utilizing its high branching ratio to a $\pi^- p$ pair (63.9 %), and Topology 3 requires the detection of the two-photon decay of the π^0 from $\Xi \rightarrow \pi^0 \Lambda$. In the case of $K_L n \rightarrow K^+ \Xi^-$, features from having a target nucleon with a non-zero momentum are removed from the analysis by detecting all final state particles (one K^+ , one proton, and two π^-). Particle identification is done via a probabilistic approach involving dE/dX , time-of-flight, and track curvature information as described in Appendix A5 (Sec. 17.1). The dE/dX distributions for kaon, proton, and π^- candidates are shown in Fig. 82.

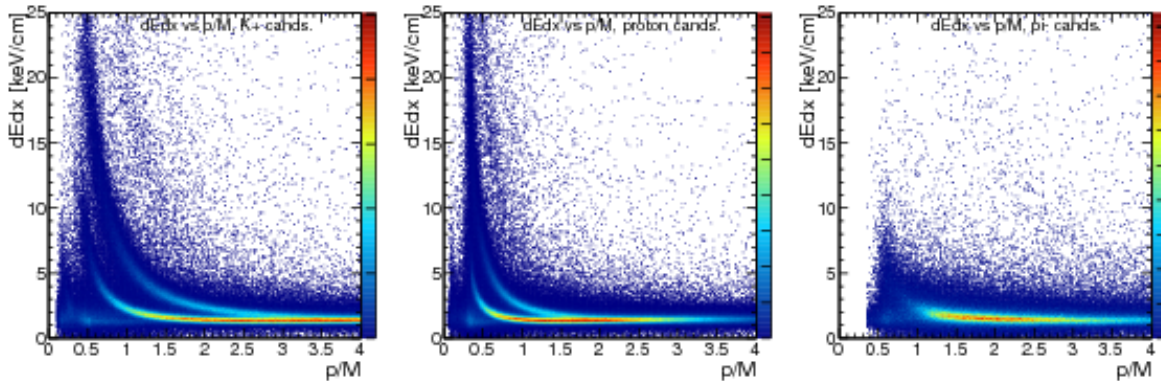


Figure 82: dE/dX distributions used in kaon proton and π^- identification for the reconstruction of $K_L p \rightarrow K^+ \Xi^0$.

At low particle momenta, kaons and protons can be well separated, but high-energy particles cannot be unambiguously differentiated by dE/dX or by ToF information, which leads to particle misidentification. The higher the W , the higher ejectile energy and the more misidentification contributions we have. In this analysis (specifically Topology 2 and 3), these events were largely removed by making an invariant-mass cut on the π^-p pair.

Figure 83 shows the missing mass of $K_L p \rightarrow K^+ X$ for simulated data for the reaction $K_L p \rightarrow K^+ \Xi^0$ used in the reconstruction of all topologies, the invariant-mass distribution of the π^-p pair used to reconstruct Topology 2 ($K_L p \rightarrow K^+ \Lambda X$) and 3, and the invariant-mass of the two-photon pair used to reconstruct Topology 3 ($K_L p \rightarrow K^+ \Lambda \pi^0$). A 3σ cut on these distributions allows us to reconstruct the reaction fully. Fig. 83 (left) shows the 3σ W -dependent cut applied to select the missing Ξ^0 as well as the W -dependent 3σ cut to reconstruct the reaction $K_L p \rightarrow K^+ n$. (See Appendix A5 (Sec. 17.1.4) for more details on the sources of resolution effects on the missing mass.) The latter is one of the major sources of background for our reaction for Topology 1; however, the missing-mass resolution (obtained with a vertex-time resolution of 250 ps) allows a clean separation of these two reactions up to $W = 2.3$ GeV. Above this value, special treatment of the $K_L p \rightarrow K^+ n$ background is required as discussed in greater detail in Appendix A5 (Sec. 17.1.3).

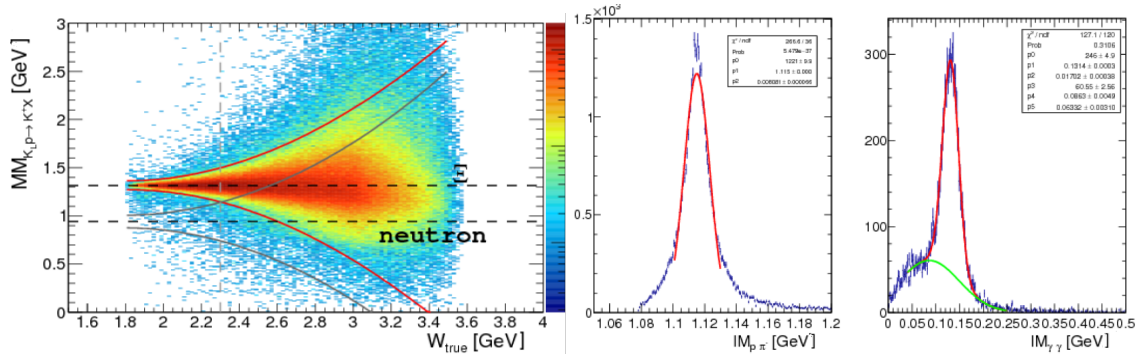


Figure 83: The missing mass of the reaction $K_L p \rightarrow K^+ X$ used to reconstruct the reaction $K_L p \rightarrow K^+ \Xi^0$ (Topology 1), and the invariant mass of $p\pi^-$ pair (Topology 2), and the invariant mass of the two-photon pair (Topology 3).

Similarly, the reconstruction of $K_L n \rightarrow K^+ \Xi^-$ is done by first identifying the pion that originates from the Λ decay. Fig. 84 (left) shows the invariant mass of the proton and the one of the two detected pions. It is clear from this that the pion that originates from the Λ is easily identified with minimal combinatorial background.

The invariant mass of two pions and the proton is shown in Fig. 84 (right).

The detection efficiency as a function of the true W for each topology for the reaction on the proton is shown in Fig. 85. As expected, the efficiency is highest for Topology 1 reaching a maximum at 60 % for $W = 2.05$ GeV. The efficiency for Topology 2 is about an order of magnitude less than Topology 1, and Topology 3 detection efficiency is on average 0.8 %. The efficiency for the reaction on the neutron for a fully exclusive reaction is of the order of a few percent.

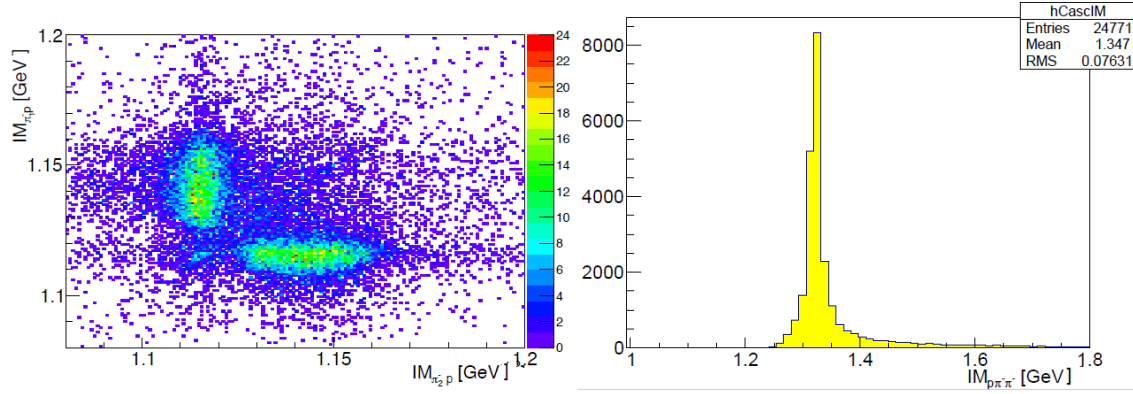


Figure 84: Left panel: Invariant mass of detected proton and π_1^- as a function of Invariant mass of detected proton and π_2^- . Right panel: Invariant mass of detected proton and two π^- .

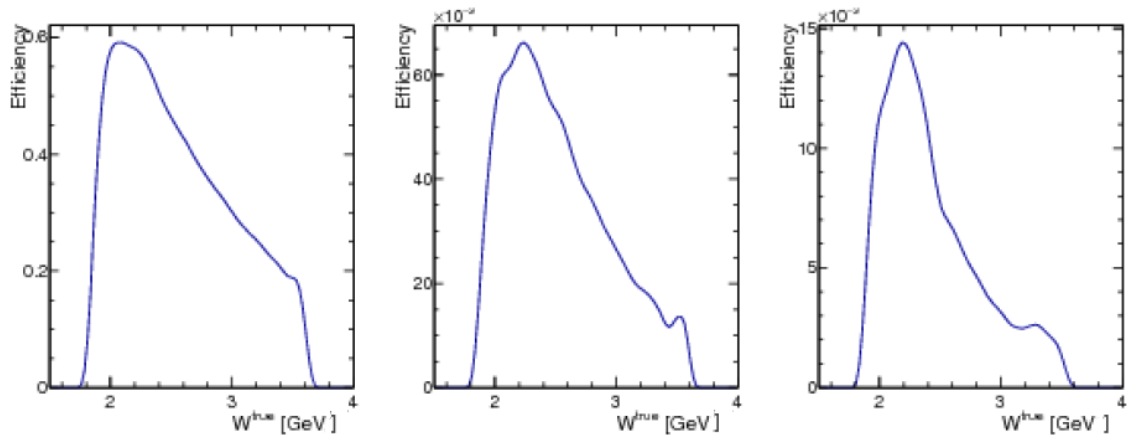


Figure 85: The detection efficiency for the reaction $K_L p \rightarrow K^+ \Xi^0$ for each topology.

$K_L p \rightarrow K^+ \Xi^0$ background suppression: Different sources of background will contribute in the three topologies used to study this reaction. Disentangling our signal $K_L p \rightarrow K^+ \Xi^0$ from the reaction $K_L p \rightarrow K^+ n$ (for Topology 1), which has two orders of magnitude larger cross section is expected to be relatively straightforward. As mentioned before, a simple missing-mass cut is sufficient to remove any contributions from this reaction for $W < 2.3$ GeV. For $W > 2.3$ GeV, an s-weight approach (or neuralNets, etc.) can be utilized to remove these contribution as the shape of the background under any cascade events can be well established from simulations. Figure 86 shows the W -dependence of the missing-mass distribution of $K_L p \rightarrow K^+ X$ for the simulated reactions $K_L p \rightarrow K^+ \Xi^0$ and $K_L p \rightarrow K^+ n$ (left panel). The right panel shows the missing-mass projection at $W = 1.9$ GeV. In addition to $K_L p \rightarrow K^+ n$, the reaction $K_L p \rightarrow \pi^+ \Lambda$ is also a source of background events for Topology 1 ($K_L p \rightarrow K^+ X$) and 2 ($K_L p \rightarrow K^+ \Lambda X$). This channel contributes when the final-state π^+ is misidentified as a K^+ . This shifts the missing mass of $K_L p \rightarrow \pi^+ X$ to values lower than the ones expected, which leads to a good separation of this source of background below $W < 2.2$ GeV. Figure 87 shows the missing-mass distribution of these misidentified events. Contributions from these events for Topology 3 is completely removed by the requirement of two photons in the final state that reconstruct the mass of π^0 . For Topology 2,

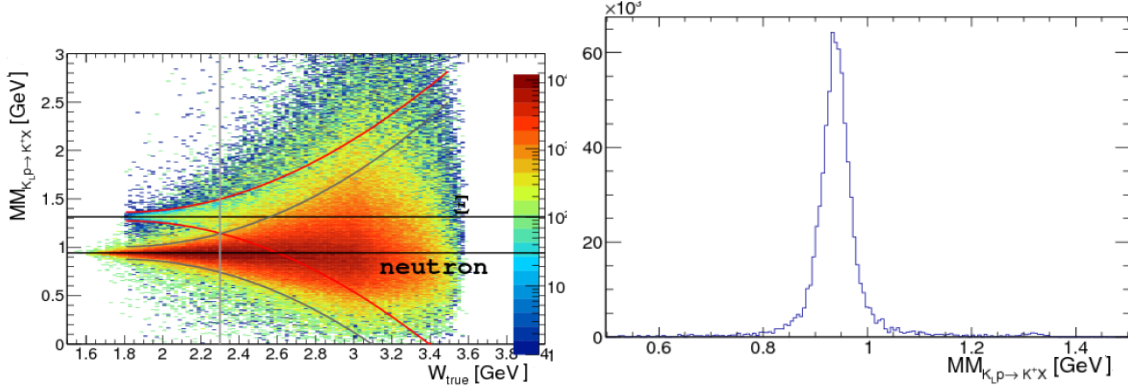


Figure 86: The missing mass of the reaction $K_L p \rightarrow K^+ X$ used to reconstruct the reactions $K_L p \rightarrow K^+ \Xi^0$ (Topology 1) and $K_L p \rightarrow K^+ n$ (which has about 2 orders of magnitude larger cross section). Right panel shows the missing mass at $W = 1.9$ GeV.

coplanarity cuts between the reconstructed (misidentified) K^+ and Λ can reduce contributions, where as a background subtraction approach using the missing-mass information can be used to remove any contribution at $W > 2.2$ GeV.

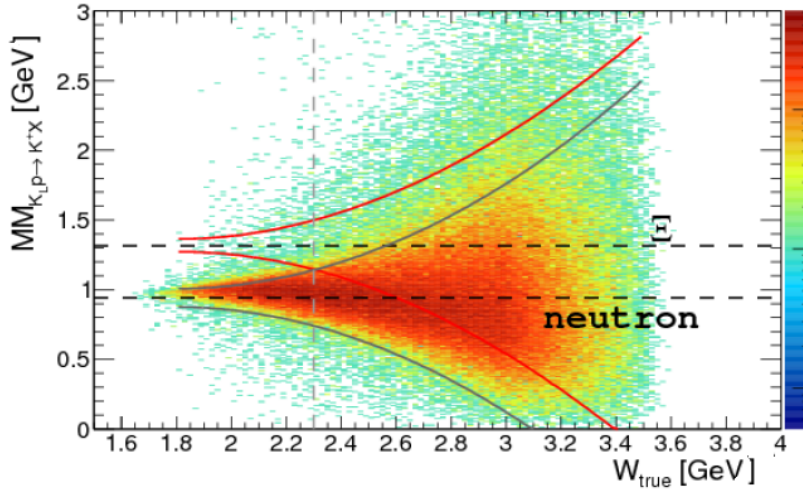


Figure 87: The missing mass of the reaction $K_L p \rightarrow K^+ X$ for simulated events from the reaction $K_L p \rightarrow \pi^+ \Lambda$. The reconstructed events here results from a pion misidentified as a kaon.

Ξ^0 induced polarization: In terms of four-vectors, conservation of energy and momentum for this reaction is written as follows:

$$\mathcal{P}_{K_L} + \mathcal{P}_p = \mathcal{P}_{K^+} + \mathcal{P}_{\Xi^0}. \quad (30)$$

The production plane is then defined by

$$\hat{y} = \frac{\vec{P}_{\Xi} \times \vec{P}_{K_L}}{|\vec{P}_{\Xi} \times \vec{P}_{K_L}|}. \quad (31)$$

The \hat{z} axis lies along the beam direction

$$\hat{z} = \frac{\vec{P}_{K_L}}{|\vec{P}_{K_L}|}, \quad (32)$$

and thus the \hat{x} axis is defined to give a right-handed coordinate system:

$$\hat{x} = \hat{y} \times \hat{z}. \quad (33)$$

The determination of P_{Ξ}^y can be established by linear fits to the acceptance-corrected pion angular ($\cos \theta_{\pi}^y$) yields. Fitting these distributions with a first-degree polynomial,

$$y = a_0(1 + a_1 \cos \theta_{\pi}^y), \quad (34)$$

allows the determination of a_1 , which gives us the induced polarization

$$a_1 = P_{\Xi}^y \alpha. \quad (35)$$

Alternatively, one can determine the induced polarization transfer from determining the forward-backward asymmetry, A^y , of the pion angular distribution. This asymmetry is defined as

$$A^y = \frac{N_+^y - N_-^y}{N_+^y + N_-^y}, \quad (36)$$

where N_+^y and N_-^y are the acceptance-corrected yields with $\cos \theta_{\pi}^y$ positive and negative, respectively. The asymmetry is related to the induced polarization by

$$P_{\Xi}^y = \frac{-2A^y}{\alpha}. \quad (37)$$

The statistical uncertainty in the asymmetry measurement of P_{Ξ}^y is related to the Poisson uncertainty in N_+^y and N_-^y . Propagating this uncertainty to the uncertainty of A^y gives

$$\sigma_{A^y} = \frac{2}{(N_+^y + N_-^y)^2} \sqrt{N_+^y N_-^y (N_+^y + N_-^y)}. \quad (38)$$

The uncertainty in P_{Ξ}^y is then found by propagating σ_{A^y} and σ_{α} :

$$\frac{\sigma_{P_{\Xi}^y}}{P_{\Xi}^y} = \sqrt{\left(\frac{\sigma_{A^y}}{A^y}\right)^2 + \left(\frac{\sigma_{\alpha}}{\alpha}\right)^2}. \quad (39)$$

17.1.4 Details of MC study for $K_L p \rightarrow K^+ n$

As described in Section 11.2.4 we used only K^+ detection to reconstruct this reaction. Kaon identification is done with a probabilistic approach involving dE/dX , time-of-flight, and track curvature information; see Appendix A5 (Sec. 17.1) for further details. Even in pure $K_L p \rightarrow K^+ n$ MC case one can have more than one charged particle track reconstructed due to various reactions

in the detector volume. That is why in addition to the pronounced K^+ banana in Fig. 88 (left) we see some traces of pion and proton bands. At low K^+ -momenta, kaons can be well separated from pions and protons, but high-energy particles cannot be differentiated by dE/dX or by ToF information leading to particle misidentification. The higher W (the higher the ejectile energy), we have and the more kaons we lose due to misidentification; see Fig. 88 (right, green). In our analysis, we restricted ourselves to one and only one reconstructed charged-particle track. This condition helps to suppress the background, but does not reduce the reconstruction efficiency; see Fig. 88 (right, black).

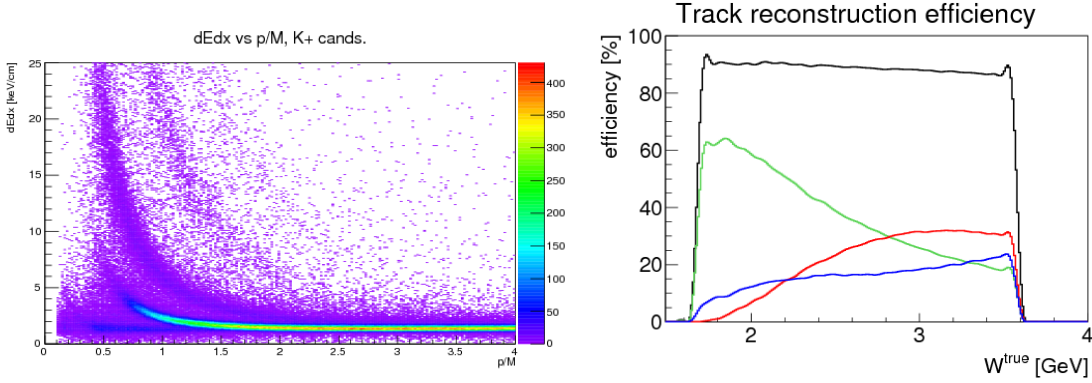


Figure 88: Left panel: dE/dx for the $K_L p \rightarrow K^+ n$ channel Right panel: single charged-particle track detection efficiency as a function of W for the $K_L p \rightarrow K^+ n$ channel. Any charged particle (black), kaon (green), proton (red), and pion (blue).

Charged-particle track detection efficiency stays flat over the full range of W , but kaon reconstruction efficiency drops from about 60 % at low W to 20 % at $W \sim 3.5$ GeV. Since the GlueX acceptance is large and essentially hole-less, kaon reconstruction efficiency does not depend on yet unknown angular distributions. For the final selection of the $K_L p \rightarrow K^+ n$ reaction, we used a 3σ missing-mass cut around the neutron's mass; see Fig. 89.

Figure 89 was plotted under the assumption of a 250 ps vertex time resolution. Both W (Fig. 48) and missing-mass resolutions are driven by the K_L -momentum resolution.

Below $W = 2.4$ GeV, the $K_L p \rightarrow K^+ n$ and $K_L p \rightarrow K^+ \Xi$ reactions can be disentangled by K^+ missing mass alone. Above this value, special treatment of the $K_L p \rightarrow K^+ \Xi$ background is required. One may notice that a 3σ cut for the $K_L p \rightarrow K^+ n$ reaction rises faster than for $K_L p \rightarrow K^+ \Xi^0$. This effect has a purely kinematical explanation - due to the higher mass of the Ξ^0 baryon, the K^+ produced in $K_L p \rightarrow K^+ \Xi$ reaction has a lower energy for the same value of W . The lower the K^+ energy we have, the better missing-mass resolution we get, and the more narrow the missing-mass cut one needs to apply.

$K_L p \rightarrow K^+ n$ background suppression: Due to its very high cross section, the $K_L p \rightarrow K^+ n$ reaction is essentially background free. Due to the extremely high statistics expected for this reaction our uncertainties will be dominated by systematics. We have identified three major sources of physical background: $np \rightarrow K^+ nn$, $np \rightarrow \pi^+ nn$, and $K_L p \rightarrow K^+ \Xi$ reactions.

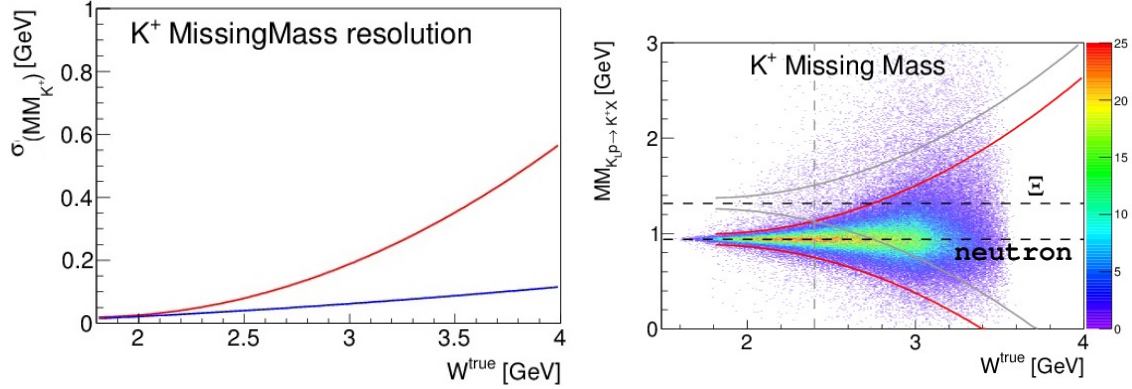


Figure 89: Left panel: Full (red) and detector related (blue) K^+ missing-mass resolution in terms of σ . In second case, the true K_L -momentum was used to calculate the missing mass. Right panel: K^+ missing-mass resolution as a function of W . 3σ missing-mass cuts for the $K_L p \rightarrow K^+ n$ (red) and $K_L p \rightarrow K^+ \Xi$ (gray) reactions are indicated by solid lines. Horizontal dashed lines show nominal masses of the neutron and Ξ baryon. The vertical gray dashed line indicates the range of pure missing-mass separation between these two reactions.

Details on $K_L p \rightarrow K^+ n$ and $K_L p \rightarrow K^+ \Xi$ separation can be found in Appendix A5 (Section 17.1.3). For $W < 2.3$ GeV, these two reactions can be separated by a 3σ K^+ missing-mass cut. Above $W = 2.4$ GeV, one can use standard background suppression techniques - S-weights, Q-weights, NeuralNets, etc. . . . The main decay branch of Ξ is $\Xi^0 \rightarrow \pi^0 \Lambda \rightarrow \pi^0 \pi^- p$, which leads to several charged particles in the final state besides K^+ ; hence filtered out by a ‘‘one-charge-track-only’’ selection criterion. Another decay branch $\Xi^0 \rightarrow \pi^0 \Lambda \rightarrow \pi^0 \pi^0 n$ cannot be filtered out that easily; however, due to its smaller branching ratio combined with the small $K_L p \rightarrow K^+ \Xi$ production cross section, this channel only contributes at the level of 10^{-3} even without any background suppression techniques. Further suppression vetoing multiple neutral tracks and/or Q-weight should push this background far below 10^{-4} .

Neutron flux drops exponentially with energy (see Appendix A4 16 for details) and generally the high-energy neutron flux is small, but nonvanishing. If neutrons and K_L s have the same velocity, they cannot be separated by time of flight. Neutron-induced reactions have high cross sections, which is why one needs to consider them as a possible source of background. In Fig. 90, one can see a comparison of kaon and neutron fluxes for the worse-case scenario when no neutron suppression is employed, similar to Fig. 26 (right) in terms of β . Particles with the same β cannot be separated by time of flight. At $\beta = 0.95$ neutron and kaon fluxes become equal. This velocity corresponds to a neutron momentum of $p_n = 2.9$ GeV/ c and kaon momentum of $p_K = 1.5$ GeV/ c .

To evaluate the amount of background, we need to fold this flux with production cross section and reconstruction efficiency. Let’s first consider the $np \rightarrow K^+ \Lambda n$ background. Unfortunately, this reaction is not very well measured, so we would use the $pp \rightarrow K^+ \Lambda p$ cross section parametrization together with the knowledge of $\frac{\sigma(pp \rightarrow K^+ \Lambda p)}{\sigma(np \rightarrow K^+ \Lambda n)} = 2$ from Ref. [268]. In Fig. 91, one can see the flux of K^+ s from kaon-induced $K_L p \rightarrow K^+ n$ reaction in comparison to a neutron-induced $np \rightarrow K^+ \Lambda n$ as a function of projectile velocities.

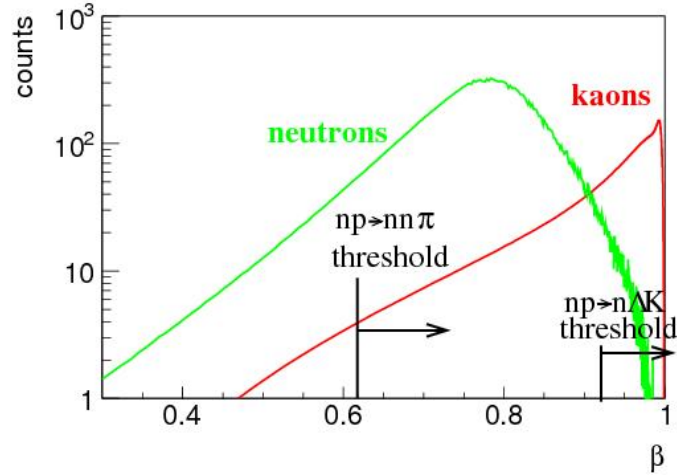


Figure 90: Neutron and K_L fluxes as a function of velocity β .

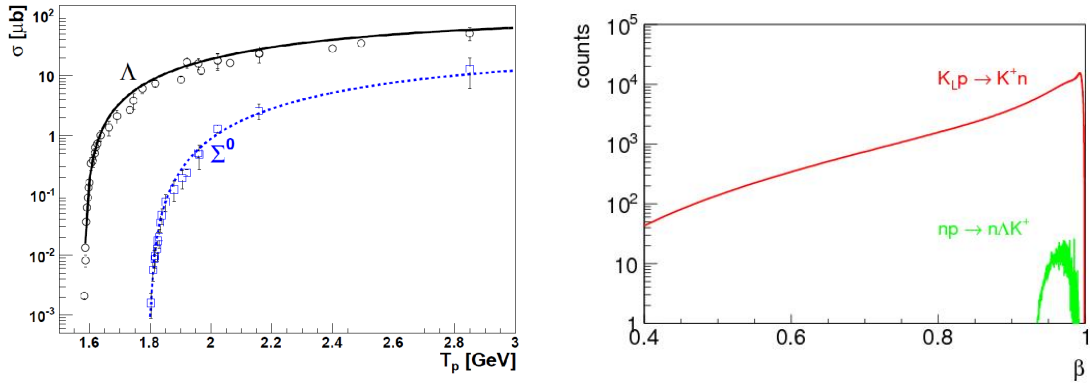


Figure 91: Left panel: $pp \rightarrow K^+ \Lambda p$ total cross section from Ref. [268]. Right panel: K^+ flux as a function of projectile velocity β for neutron-induced (green) and kaon-induced (red) reactions.

As one can see in Fig. 91, neutron-induced K^+ production contributes only in a very narrow range of energies. The contribution is also very small. One can further suppress this type of background by vetoing charged particles from Λ decay and performing a K^+ missing-mass cut. Altogether one can suppress this type of background below 10^{-4} .

The most dangerous type of neutron-induced background originates from the $np \rightarrow \pi^+ nn$ reaction with fast π^+ misidentification as K^+ . There are no measurements of $np \rightarrow \pi^+ nn$ reaction but due to isospin symmetry one can relate this reaction to an isospin symmetric case $np \rightarrow \pi^- pp$. The later reaction is known, see Ref. [269]. The total cross section for this reaction is about 2 mb. The $np \rightarrow \pi^+ nn$ reaction has a much lower threshold compared to $np \rightarrow K^+ \Lambda n$, so it can utilize an enormous flux of low-energy neutrons. However, low-energy neutrons predominately produce low-energy pions, which can be separated from kaons. The background needs to be considered only for $\beta > 0.8$; see Fig. 92. The background level looks much higher compared to Fig. 91, but it can be severely suppressed with the “ K^+ ” missing-mass cut since pion kinematics of the

three-body $np \rightarrow \pi^+ nn$ reaction is very different from the $K_L p \rightarrow K^+ n$.

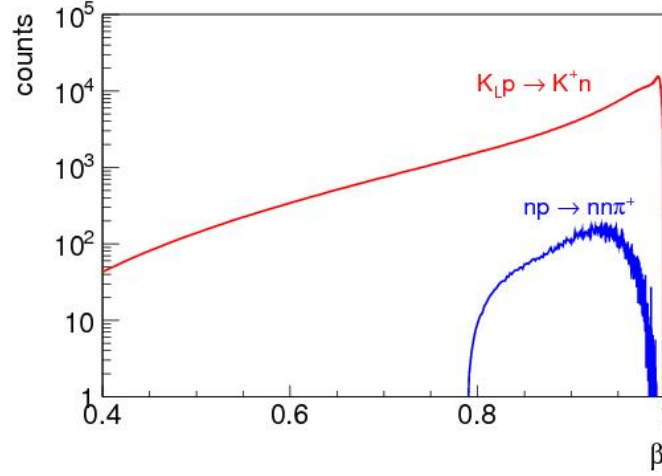


Figure 92: K^+ flux as a function of projectile velocity for the $np \rightarrow \pi^+ nn$ (green) and $K_L p \rightarrow K^+ n$ (red) reactions. Pion misidentification efficiency for the neutron-induced reaction is extracted from the full MC Geant simulation.

To summarize: Kaon particle identification together with a simple 3σ missing-mass cut and assumption of K_L beam can efficiently suppress all physical backgrounds of the $K_L p \rightarrow K^+ n$ reaction.

18 Appendix A6: Details of Monte Carlo Study for $K_L p \rightarrow K^{*0}(892)p \rightarrow K^+ \pi^- p$

A MC simulation is made to study the $K\pi$ P -wave in the proposed K_L facility. The model used for the MC generation is the Regge Model describing the neutral exchange production [211, 212] with charged kaon beam, and we adapted for the neutral kaon beam. The theoretical model showed a good agreement with the data produced with beam momenta between 2.1 and 10 GeV/ c and four momentum transfer up to 1 GeV². In this simulation study, we assume that the neutral exchange with charged kaon beam is similar to neutral kaon beam, and we used to simulate the following reaction

1. $K_L p \rightarrow K^{*0}(892)p \rightarrow K^+ \pi^- p$,
2. $K_L p \rightarrow \bar{K}^{*0}(892)p \rightarrow K^- \pi^+ p$,
3. $K_L p \rightarrow K^{*0}(892)p \rightarrow K_S \pi^0 p$,
4. $K_L p \rightarrow \bar{K}^{*0}(892)p \rightarrow K_S \pi^0 p$.

The number of MC events generated in this study was 500 kevent, weighted by the beam profile described in Sec. 10.1.5.3. A relativistic Breit-Wigner is used to simulate the $K^*(892)$ resonance, and the kinematics of the decay daughters K^+ and π^- are simulated uniform in the phase-space of $K^{*0}(892) \rightarrow K^+\pi^-$. Next, these generated events sample is simulated through GlueX detector using HDGeant package, the GlueX software developed by the GlueX Collaboration to simulate the detector response. Finally, The reconstruction of the simulation is made by the JLab Reconstruction Framework JANA. The selection of the reconstructed MC events is performed using the Particle Identification (PID) variables dE/dx , the deposit energy from the Central Drift Chamber (CDC) and Forward Drift Chamber (FDC) of GlueX spectrometer. In addition, the time difference from the Time-Of-Flight (TOF) was used to identify the forward pion and kaon in the final state. The number of the reconstructed and selected MC events is 70 kevents, which represents an integrated efficiency of the reconstruction and selection equal to 13.7 %. Fig. 93 shows the generated and reconstructed/selected MC events and Fig. 94 shows the same variables but integrated over the entire range of beam momentum.

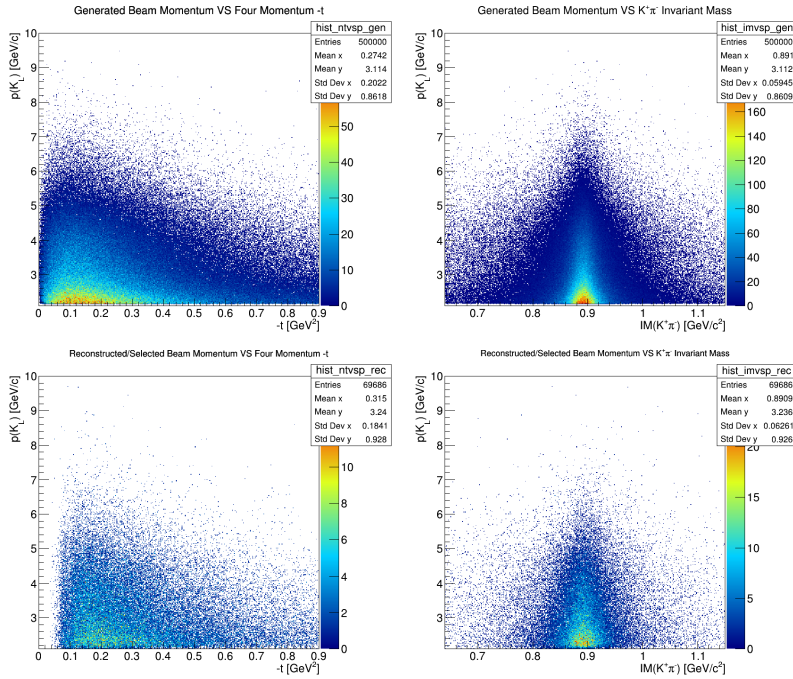


Figure 93: MC events projected on the plane beam momentum VS four momentum on the left plots and beam momentum vs $K^+\pi^-$ invariant mass on the right plots. Top plots represent the generated MC events and bottom plots the reconstructed and selected MC events.

An efficiency studies on the variables p_{K_L} , t and $m_{K\pi}$ is made to evaluate the improvement on the study of $K\pi$ system with KLF. Fig. 95 shows the reconstruction and selection efficiency of the beam momentum versus four momentum transfer and $K\pi$ invariant mass. According to this simulation, the total integrated efficiency for the reaction $K_L p \rightarrow K^+\pi^- p$ is found to be 13.7 %. The relative efficiency of the four momentum transfer increases when the beam momentum is higher, and is zero below $-t = 0.088$ GeV² because of the poor reconstruction of the recoil proton below 300 MeV/c. Above $-t = 0.15$ GeV² the four momentum efficiency remains uniform around

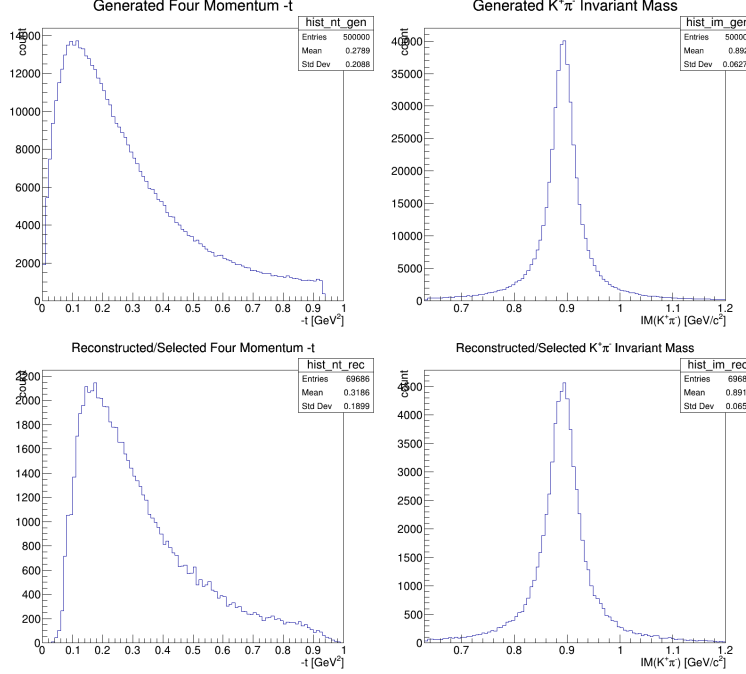


Figure 94: MC events plotted on the variables four momentum (left) and $K^+\pi^-$ invariant mass (right). Top plots represent the generated MC events and bottom plots the reconstructed and selected MC events.

15.75 %. In the other hand, the efficiency of $K^+\pi^-$ invariant mass is uniform on the entire mass range [0.64, 1.2] GeV.

1. $K^*(892)$ Production in KLF

Knowing the total acceptance with the cross section and expected luminosity, we can estimate the expected number of events of the $K^*(892)$ production in KLF. Almost 50 % of the neutral $K\pi$ P -wave are produced as $K_L p \rightarrow K^{*0}(892)(\rightarrow K^+\pi^-)p$ and the rest as $K_L p \rightarrow K^{*0}(892)p \rightarrow K^+\pi^-p$. Assuming that the reconstruction and selection efficiency of the finale state $K^+\pi^-p$ is the same as $K^-\pi^+p$, we can estimate the total number of events of the neutral $K^*(892)$ that can produced in KLF during for a given period of time. The expected number of events is estimated as follows

$$N(\vec{p}) = \sigma_{K^*}(\vec{p}) \times \text{BR}(K^* \rightarrow K^+\pi^-) \times \int \mathcal{L}dt \times \epsilon_{\text{tot}}(\vec{p}), \quad (40)$$

where \vec{p} is the beam momentum, σ is the total cross section of $K^*(892)$ production, $\text{BR}(K^* \rightarrow K^+\pi^-)$ is the branching ratio ($\approx 100\%$), $\epsilon_{\text{tot}}(p)$ is the total efficiency function of beam momentum and $\int \mathcal{L}dt$ is the integrated luminosity over the time, and given as

$$\int \mathcal{L}dt = n_K n_t T, \quad (41)$$

where n_K is the rate of incident K_L on target per second, n_t is the number of scattering centers per unit area and T is the integrated live time of the detector. For a 40 cm LH₂ target, the number of scattering centers per unit area is $n_t = 1.69 \text{ b}^{-1}$.

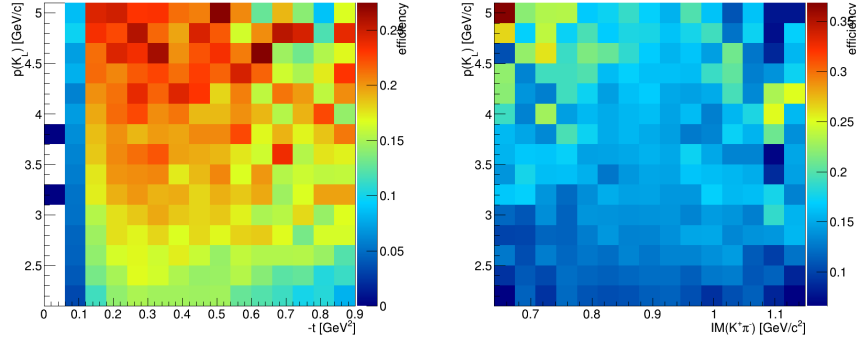


Figure 95: Reconstruction and selection efficiency of beam momentum versus four momentum transfer (left plot) and beam momentum versus $K^+\pi^-$ invariant mass (right plot).

Table 10: Events Number of $K^*(892)$ production in former kaon beam experiment (only charged kaon) compared to the expected number of $K^*(892)$ produced by K_L facility (Fig. 58 (right)). Significant improvement of number of events expected in KLF specifically at low beam momenta.

Beam Momentum (GeV/c)	Experiment Reference	Number of events	Expected number of event by KLF during 100 days of run
2.1	[210]	1528	1071601
2.45	[210]	567	575225
2.64	[210]	2146	388781
3.13	[217]	1549	222877
3.30	[217]	2369	147978
3.9	[218]	2178	70640
4.1	[213]	115	51821
4.6	[218]	1233	26618
5.5	[213]	341	8479
5.5	[219]	2875	8479
6.5	[214]	1282	591

The study of the strange mesons using kaon beam were performed in several experiments and mainly between the 1960s and 1980s. The events number of $K^*(892)$ production with neutral exchange in some of these analyses [210,213,214,216–218] are gathered in Table 10 to evaluate the improvement that KLF can provide in terms of K^* production.

2. Impact on P -Wave Phase-Shift Study

The pion exchange in the hadro-production mechanism of $K^{*0}(892)$ occurs mostly at low $-t$, thus we can have access to the amplitude scattering of $K^0\pi^0 \rightarrow K^+\pi^-$, as illustrated in Fig. 14. Using the resolutions and efficiencies given in the previous section, we can estimate the improvement that can be made on the scattering amplitude analysis of $K\pi \rightarrow K\pi$. The range of $-t$ that will be used in this comparison will be $[0.14, 0.2]$ GeV². The lower value is different from zero to ensure that the t efficiency is uniform and avoid the sharp decrease. The efficiency of this t range selection is $\epsilon_\pi = 17.85\%$. The expected number of events in this case

$$N = \sigma(K_L p \rightarrow K^* p) \times \text{BR}(K^* \rightarrow K^+\pi^-) \times \int \mathcal{L} dt \times \epsilon_{\text{tot}} \epsilon_\pi, \quad (42)$$

where σ is the total cross section of $K^*(892)$ production, $\text{BR}(K^* \rightarrow K^+\pi^-)$ is the branching ratio of the decay of $K^*(892)$ to $K^+\pi^-$, ϵ_{tot} is the integrated total efficiency and $\int \mathcal{L} dt$ is the integrated luminosity. For 100 days of run the expected number of events for the reaction $K_L p \rightarrow K^{*0}(892)p$ is $N = 2 \times 10^6$ events.

The study of the $K\pi$ P -wave phase-shift is mainly used to extract the vector form factor $f_\pm(t)$ [220], where t is the four-momentum transfer. The vector form factor, at the optical point $f_+(0)$, has an impact on the measurement of the CKM matrix element V_{us} [153, 220], where the precision on this measurement plays an important role on probing the physics beyond Standard Model. The phenomenological studies [153, 220] analyzed the $K\pi$ P -wave phase-shift produced by Belle Experiment [152] using the decay $\tau \rightarrow K\pi\nu_\tau$ and LASS data [147, 149] using the scattering reaction $K^-p \rightarrow K^+\pi^-n$. Using the simulation made in this section we can evaluate the improvement that can be performed by KLF in these type of studies. The comparison is made to LASS results [147] since is scattering reaction study with charged kaon beam. The resulting model from the fit to LASS amplitude is used to simulate the distribution of the invariant mass of $K^+\pi^-$ P -wave with KLF.

Fig. 60 shows the toy MC data, generated with LASS model, of the $K^+\pi^-$ invariant mass for 100 days of run. According to the generated toy MC, a significant improvement can be made on the study of the P -wave in term of precision, especially in the low mass region where in LASS results [147, 149] no amplitudes were reconstructed below $M(K\pi) = 0.825$ GeV².

3. S -wave and D -wave Production in $K_L p \rightarrow K^+\pi^-p$

The $K\pi$ S -wave scattering, below 2 GeV, has two possible isospin channels. The 1/2 isospin S -wave contains two resonances, κ and $K_0^*(1430)$, both of them are not well defined. In 3/2 S -wave no resonance is found. So far, the available data used to study the dynamics of the S -wave is LASS data [147, 149]. The $K\pi$ P -wave and D -wave are well defined with one resonance $K^*(892)$ as vector meson and one resonance $K_2^*(1430)$ as tensor meson. The simulation of the reaction $K_L p \rightarrow K^{*0}(892)(\rightarrow K^+\pi^-)p$ in KLF can be used to estimate the total

production of the different $K\pi$ waves. For this estimation we need the relative amplitudes of the S and D waves to the P -wave, which is extracted from the fit to the cross section function of the invariant mass measured by LASS. The fit function is a composite model containing spin-1 and spin-2 Relativistic Breit-Wigner functions and the S -wave LASS parameterisation [149]. Fig. 61 shows the fit to the cross section of LASS results, the relative amplitude of the S -wave is found to be 1.77 and the D -wave is found to be 0.62, thus the expected number of event, after 100 days of run, of the S -wave production is $N_S = 3.5 \times 10^6$ events and for the D -wave is $N_D = 1.2 \times 10^6$ events. The expected total production of 100 days of run with KLF of the $K^+\pi^-$ system, assuming the same production mechanism for the S , P and D -wave, is $\approx 7 \times 10^6$ events. This production includes 1/2 and 3/2 isospin and represent 50 times the dataset collected by LASS experiment [147]. Fig. 62 shows the expected $K^+\pi^-$ invariant mass distribution produced by the reaction $K_L p \rightarrow K^{*0}(892)(\rightarrow K^+\pi^-)p$ in KLF.

19 Appendix A7: Current Hadronic Projects

Past measurements involving kaon scattering measurements were made at a variety of laboratories, mainly in the 1960s and 1980s when experimental techniques were far inferior to the standards of today (short summary is given in Sec. 6). It is important to recognize that current projects are largely complementary to the proposed Jlab KL hadron beam facility. We summarize the status of the FNAL, J-PARC, Belle, BaBar, \overline{P} ANDA, and COMPASS efforts here.

19.1 Hyperon Projects

19.1.1 Project X, USA

The status of Project X at FNAL [270–273] is as follows: First stage of Project X aims for neutrinos. Proposed K_L beam can be used to study rare decays and CP-violation [274]. It may be impossible to use the FNAL K_L beam for hyperon spectroscopy because of momentum range and n/K_L ratio (columns 4 and 6 at Table 11). In particular, the 8-yr old FNAL LoI addressed to the CP-violation study proposed to have a neutral kaon beam rate of 10^{10} /hr for high energies and very broad energy binning [275].

Table 11: Comparison of the K_L production yield. The BNL AGS kaon and neutron yields are taken from RSVP reviews in 2004 and 2005. The Project X yields are for a thick target, fully simulated with LAQGSM/MARS15 into the KOPIO beam solid angle and momentum acceptance from Ref. [271].

Project	Beam energy (GeV)	Target (λ_I)	$p(K_L)$ (MeV/c)	K_L/s (into 0.5 msr)	n/K_L ($E_n > 10$ MeV)
BNL AGS	24	1.1 Pt	300–1200	60×10^6	$\sim 1:1000$
Project X	3	1.0 C	300–1200	450×10^6	$\sim 1:2700$

19.1.2 J-PARC, Japan

While J-PARC has a whole program of charged strange particle and hypernuclear reactions, the photon beam at GlueX KLF allows unique access to other channels. J-PARC provides separated secondary beam lines up to 2 GeV/c (Table 12). The operation of the Hadron Experimental Facility resumed in April of 2015 following a two-year suspension to renovate the facility after the accident that occurred in May 2013 [276]. The primary beam intensity is currently 50 kW, and can be upgraded to 85 kW. This will correspond to $\sim 10^9$ ppp (particles per pulse) for pion beam intensity and to $\sim 10^6$ ppp for negative kaon beam flux. The K/π ratio is expected to be close to 10, which is realized with double-stage electrostatic separators. One of the main problems in the K/π separation is a high duty-factor of the J-PARC Complex.

Table 12: J-PARC beamlines in the Hadron Experimental Facility from Ref. [277]. Top part of Table gives information about beamlines in the present hall, while bottom part information is about new beamlines in the extended area.

Beamline	Particle	Momentum (GeV/c)	Number of particles per spill	Characteristics
K1.8	K^\pm, π^\pm	<2.0	$10^6 K^-$	separated
K1.8BR	K^\pm, π^\pm	<1.1	$10^5 K^-$	separated
KL	K_L	2.1 in ave.	$10^7 K_L$	to 16°
High-p	p π^\pm	<31	10^{10} p $10^7 \pi$	primary protons
K1.1	K^\pm, π^\pm	<1.2 0.7~0.8	$10^6 K^-$	separated lower momentum [K1.1BR]
HIHR	π^\pm	<2.0	$2.8 \times 10^8 \pi^-$	separated $\times 10$ better $\Delta p/p$
K10 new KL	K^\pm, π^\pm, \bar{p} K_L	<10 5.2 in ave.	$10^7 K^-$ $10^8 K_L$	separated to 5° n/ K_L optimized

With K^- beams, currently there is no proposal specific for $S = -1$ hyperons, but the cascades will be studied in the early stage of E50 [278], hopefully in a few years. The beam momentum bite, $\Delta p/p$, is strongly depending on the configuration of the beam line spectrometer, but one can determine beam momentum with the resolution of $\Delta p/p \sim 10^{-3}$ or 10^{-4} . One can think that the systematic study for $S = -1$ hyperons even with charged kaons is desirable and J-PARC folks think that such a study is definitely needed but currently there is no room to accept a new proposal to require a long beamline. J-PARC is focusing on hypernuclei physics [279].

There is no K_L beamline for hyperon physics at J-PARC. It is 100 % dedicated to the study of CP-violation. The momentum is spread out from 1 to 4 GeV/c, there is no concept of $\Delta p/p$ since the beam cannot be focused with EM devices.

19.1.3 Belle, Japan

The Belle Collaboration at KEK has plenty of e^+e^- data, and people in Belle [Belle Nuclear Physics Consortium (Belle NPC)] are now extracting various charm-baryon decay processes, which can be used for cascade resonance spectroscopy, from those “raw” e^+e^- data [280,281].

19.1.4 BaBar, USA

The BaBar Collaboration at SLAC studied, for instance, properties of the $\Xi(1530)^0$ in the decay of $\Lambda_C^+ \rightarrow (\pi^+\Xi^-)K^+$ and $\Xi(1690)^0$ in the decay of $\Lambda_C^+ \rightarrow (\bar{K}^0\Lambda)K^+$ [282–284] (see, for instance, a recent overview by Ziegler [285]).

19.1.5 \bar{P} ANDA, Germany

The \bar{P} ANDA experiment [286] will measure annihilation reactions of antiprotons with nucleons and nuclei in order to provide complementary and in part uniquely decisive information on a wide range of QCD aspects. The scientific scope of \bar{P} ANDA is ordered into several pillars: hadron spectroscopy, properties of hadrons in matter, nucleon structure and hypernuclei. Antiprotons are produced with a primary proton beam, collected and phase-space cooled in the CR (Collector Ring), and then transferred to the HESR (High Energy Storage Ring) where they are stacked, further phase-space cooled, and then directed onto an internal target located at the center of the \bar{P} ANDA detector. The facility will start with a luminosity of 10^{31} cm²/s and a momentum resolution of $\Delta p/p = 10^{-4}$, and later improve to 2×10^{32} and 4×10^{-5} , respectively. The large cross section into baryon-antibaryon final states (e.g., ~ 1 μ b for $\Xi\bar{\Xi}$ or 0.1 μ b for $\Omega\bar{\Omega}$) make spectroscopic studies of excited multi-strange hyperons a very compelling part of the initial program of \bar{P} ANDA, which is expected to commence by 2025 [287].

19.1.6 COMPASS, CERN

COMPASS is thinking of the physics using an RF-separated beam of charged kaons. It is still in the discussion stage. The rates, which were presented as a very first guess by the CERN beamline group were very interesting for a strangeness physics program via diffractive production of strange resonances [288]. The cost of a RF-separated beam is high; however, something like this had been built in the past.

Charged kaons could be used to extend the χ PT investigations into the strangeness sector, e.g., to measure the polarizability of the kaon and for a spectroscopy program. At present, COMPASS filters out kaons in the COMPASS charged hadron beam via Cherenkov detectors but they make up only about 2.6 % of all beam particles. With an RF-separated kaon beam, they would aim for a more than 20x larger dataset compared to what has been measured so far. This would allow them to perform an analysis, similar to their analysis of pion-beam diffraction: $\pi^-p \rightarrow \pi^-\pi^-\pi^+ + p_{\text{recoil}}$ [289]. The energy of the kaon beam would probably be below 100 GeV but above 40 –

50 GeV. The latter number is defined by the stability of the power supplies for the beamline, which after all is about 1 km long.

At these high energies, diffractive production via Pomeron exchange is the dominant process and beam excitations can be well separated from target excitations. This would allow them to collect a clean data sample of kaon-beam diffraction.

20 Appendix A8: Additional Physics Potential with a K_L Beam

As stated in the summary of Mini-Proceedings of the Workshop on Excited Hyperons in QCD Thermodynamics at Freeze-Out (YSTAR2016) [290]: a very interesting further opportunity for the KL Facility is to investigate KL reactions on complex nuclei. By selecting events with the appropriate beam momentum together with a fast forward-going pion, events can be identified, in which a hyperon is produced at low relative momentum to the target nucleus or even into a bound state. Baryons with strangeness embedded in the nuclear environment, hypernuclei or hyperatoms, are the only available tool to approach the many-body aspect of the three-flavor strong interaction. Furthermore, appropriate events with a forward-going K^+ could deposit a double-strange hyperon into the remaining nucleus, potentially enabling searches for and studies of double- Λ hypernuclei.

Similarly, the scattering of kaons from nuclear targets could be a favorable method to measure the matter form factor (and, therefore, neutron skin) of heavy nuclei, with different and potentially smaller systematics than other probes. The character of the neutron skin, therefore, has a wide impact and the potential to give important new information on neutron star structure and cooling mechanisms [291–295], searches for physics beyond the standard model [296, 297], the nature of 3-body forces in nuclei [298, 299], collective nuclear excitations [300–303] and flows in heavy-ion collisions [304, 305]. Theoretical developments and investigations will be required to underpin such a program, but the science impact of such measurements is high.

Further potential exists to search for – or exclude – possible exotic baryonic states that cannot easily be described by the usual three-valence-quark structure. Recent results from LHCb provide tantalizing hints for the existence of so-called pentaquarks that include a charm valence quark; however, the interpretation of those results is under discussion. In contrast, elastic scattering of K_L with a hydrogen target gives unambiguous information on the potential existence of such states in the strange sector. With the given flux of K_L at the proposed facility, a clear proof of existence or proof of absence will be obtained within the integrated luminosity required for the excited hyperon spectroscopy program that forms the basis of this proposal.

There are two particles in the reaction $K_L p \rightarrow \pi Y$ and KY that can carry polarization: the target and recoil baryons. Hence, there are two possible double-polarization experiments: target/recoil. The total number of observables is three. The formalism and definitions of observables commonly used to describe the reaction $K_L p \rightarrow KY$ is given in Sec. 7. Although one cannot easily measure recoil polarization with GlueX, the self-analyzing decay of hyperons makes this possible. Double-polarization experiments, using, e.g., a polarized target like FROST [188], will however be left for future proposal(s).

The physics potential connected with studies of CP-violating decays of the K_L is very appealing; however, that topic is not currently the focus of this proposal, since a detailed comparison with the competition from existing and upcoming experiments is needed in order to identify the most attractive measurements that could be done at the proposed KL Facility at JLab.

References

- [1] A. Aprahamian *et al.*, *Reaching for the Horizon: The 2015 Long Range Plan for Nuclear Science*; <http://science.energy.gov/np/nsac/> .
- [2] C. Patrignani *et al.* [Particle Data Group], *Chin. Phys. C* **40**, no. 10, 100001 (2016).
- [3] B. M. K. Nefkens, *πN Newslett.* **14**, 150 (1998).
- [4] R. Koniuk and N. Isgur, *Phys. Rev. Lett.* **44**, 845 (1980).
- [5] H. Al Ghouli *et al.* [GlueX Collaboration], *Phys. Rev. C* **95**, no. 4, 042201 (2017).
- [6] A. AlekSejevs *et al.* [GlueX Collaboration], arXiv:1305.1523 [nucl-ex].
- [7] Y. Qiang, Y. I. Azimov, I. I. Strakovsky, W. J. Briscoe, H. Gao, D. W. Higinbotham, and V. V. Nelyubin, *Phys. Lett. B* **694**, 123 (2011).
- [8] W. J. Briscoe, M. Döring, H. Habermann, D. M. Manley, M. Naruki, I. I. Strakovsky, and E. S. Swanson, *Eur. Phys. J. A* **51**, no. 10, 129 (2015).
- [9] Web page of the Workshop on *Physics with Neutral Kaon Beam at JLab* (KL2016), JLab, Newport News, VA, USA, Feb. 2016: <https://www.jlab.org/conferences/kl2016/> contains presentations.
- [10] Web page of the Workshop on *Excited Hyperons in QCD Thermodynamics at Freeze-Out* (YSTAR2016), JLab, Newport News, VA, USA, Nov. 2016: <https://www.jlab.org/conferences/YSTAR2016/> contains presentations.
- [11] Web page of the Workshop on *New Opportunities with High-Intensity Photon Sources* (HISP2017), CUA, Washington, DC, USA, Feb. 2017: <https://www.jlab.org/conferences/HIPS2017/> contains presentations.
- [12] Web page of the Workshop on *Pion-Kaon Interactions* (PKI2018), JLab, Newport News, VA, USA, Feb. 2018: <https://www.jlab.org/conferences/pki2018/> contains presentations.
- [13] M. Amaryan, U.-G. Meißner, C. Meyer, J. Ritman, and I. Strakovsky, eds., *Mini-Proceedings, Workshop on Physics with Neutral Kaon Beam at JLab* (KL2016); arXiv:1604.02141 [hep-ph].
- [14] *Physics opportunities with secondary K_L beam at JLab*, Spokesperson: M. Amaryan [GlueX Collaborations], JLab LoI12–15–001, Newport News, VA, USA, 2015.
- [15] *Strange hadron spectroscopy with a secondary KL beam at GlueX*, Spokespersons: M. J. Amaryan, M. Bashkanov, J. Ritman, J. R. Stevens, and I. I. Strakovsky [GlueX Collaboration], JLab Proposal PR12–17–001, Newport News, VA, USA, 2017; arXiv:1707.05284 [hep-ex].

- [16] *Photoproduction of the very strangest baryons on the proton target in CLAS12*, Spokespersons: L. Guo, M. Dugger, J. Goetz, E. Pasyuk, I.I. Strakovsky, D.P. Watts, N. Zachariou, and V. Ziegler [Very Strange Collaboration for CLAS Collaboration], JLab Proposal E12–11–005A, Newport News, VA, USA, 2013.
- [17] *Nucleon resonance structure studies via exclusive KY electroproduction at 6.6 GeV and 8.8 GeV*, Spokespersons: D.S. Carman, R. Gothe, and V. Mokeev [CLAS Collaboration], JLab E12–16–010A, Newport News, VA, USA, 2016.
- [18] M. Amaryan, E. Chudakov, K. Rajagopal, C. Ratti, J. Ritman, and I. Strakovsky, eds., Mini-Proceedings, *Workshop on Excited Hyperons in QCD Thermodynamics at Freeze-Out (YSTAR2016)*; arXiv:1701.07346 [hep–ph].
- [19] T. Horn, C. Keppel, C. Munoz-Camacho, and I. Strakovsky, eds., Mini-Proceedings, *Workshop on High-Intensity Photon Sources (HIPS2017)*; arXiv:1704.00816 [nucl–ex].
- [20] M. Amaryan, C. Meyer, U.-G. Meißner, J. Ritman, and I. Strakovsky, eds., Mini-Proceedings, *Workshop on Pion-Kaon Interactions (PKI2018)*; arXiv:1804.06528 [hep–ph].
- [21] C. Amsler, S. Eidelman, T. Gutsche, C. Hanhart, S. Spanier, and N. A. Törnqvist, in: Ref. [2];
- [22] S. Descotes-Genon and B. Moussallam, *Eur. Phys. J. C* **48**, 553 (2006).
- [23] B. Julia-Diaz, T.-S. H. Lee, T. Sato, and L. C. Smith, *Phys. Rev. C* **75**, 015205 (2007).
- [24] T. Sato and T.-S. H. Lee, *J. Phys. G* **36**, 073001 (2009).
- [25] N. Isgur and M. B. Wise, *Phys. Rev. Lett.* **66**, 1130 (1991).
- [26] R. Aaij *et al.* [LHCb Collaboration], *Phys. Rev. Lett.* **119**, no. 11, 112001 (2017).
- [27] Z. W. Liu, J. M. M. Hall, D. B. Leinweber, A. W. Thomas, and J. J. Wu, *Phys. Rev. D* **95**, no. 1, 014506 (2017).
- [28] J. A. Oller and U.-G. Meißner, *Phys. Lett. B* **500**, 263 (2001).
- [29] A. Cieplý, M. Mai, U.-G. Meißner, and J. Smejkal, *Nucl. Phys. A* **954**, 17 (2016).
- [30] K. Moriya *et al.* [CLAS Collaboration], *Phys. Rev. C* **87**, no. 3, 035206 (2013).
- [31] M. Mai and U.-G. Meißner, *Eur. Phys. J. A* **51**, no. 3, 30 (2015).
- [32] W. Kamleh, J. M. M. Hall, D. B. Leinweber, B. J. Menadue, B. J. Owen, A. W. Thomas, and R. D. Young, *PoS CD* **15**, 037 (2016).
- [33] R. Molina and M. Döring, *Phys. Rev. D* **94**, no. 5, 056010 (2016); Addendum: [*Phys. Rev. D* **94**, no. 7, 079901 (2016)].
- [34] N. N. Scoccola, H. Nadeau, M. A. Nowak, and M. Rho, *Phys. Lett. B* **201**, 425 (1988); Erratum: [*Phys. Lett. B* **220**, 658 (1989)].

- [35] C. G. Callan, Jr., K. Hornbostel, and I. R. Klebanov, *Phys. Lett. B* **202**, 269 (1988).
- [36] K. F. Liu, *Int. J. Mod. Phys. E* **26**, no. 01n02, 1740016 (2017).
- [37] L. Y. Glozman and D. O. Riska, *Phys. Rept.* **268**, 263 (1996).
- [38] K. F. Liu, Y. Chen, M. Gong, R. Sufian, M. Sun, and A. Li, *PoS LATTICE* **2013**, 507 (2014).
- [39] F. Coester, K. Dannbom, and D. O. Riska, *Nucl. Phys. A* **634**, 335 (1998).
- [40] M. Luscher, *Nucl. Phys. B* **354**, 531 (1991).
- [41] K. Rummukainen and S. A. Gottlieb, *Nucl. Phys. B* **450**, 397 (1995).
- [42] S. Aoki *et al.* [CP-PACS Collaboration], *Phys. Rev. D* **76**, 094506 (2007).
- [43] X. Feng, K. Jansen, and D. B. Renner, *Phys. Rev. D* **83**, 094505 (2011).
- [44] J. J. Dudek *et al.* [Hadron Spectrum Collaboration], *Phys. Rev. D* **87**, no. 3, 034505 (2013);
Erratum: [*Phys. Rev. D* **90**, no. 9, 099902 (2014)].
- [45] D. Guo, A. Alexandru, R. Molina, and M. Döring, *Phys. Rev. D* **94**, no. 3, 034501 (2016).
- [46] C. Alexandrou *et al.*, *Phys. Rev. D* **96**, no. 3, 034525 (2017).
- [47] J. Bulava, B. Fahy, B. Hz, K. J. Juge, C. Morningstar, and C. H. Wong, *Nucl. Phys. B* **910**,
842 (2016).
- [48] C. B. Lang, D. Mohler, S. Prelovsek, and M. Vidmar, *Phys. Rev. D* **84**, no. 5, 054503 (2011);
Erratum: [*Phys. Rev. D* **89**, no. 5, 059903 (2014)].
- [49] R. Brett, J. Bulava, J. Fallica, A. Hanlon, B. Hz, and C. Morningstar, arXiv:1802.03100
[hep-lat].
- [50] P. Guo, J. Dudek, R. Edwards, and A. P. Szczepaniak, *Phys. Rev. D* **88**, no. 1, 014501 (2013).
- [51] R. A. Briceno and Z. Davoudi, *Phys. Rev. D* **88**, no. 9, 094507 (2013).
- [52] U.-G. Meißner, G. Rios, and A. Rusetsky, *Phys. Rev. Lett.* **114**, no. 9, 091602 (2015); Erra-
tum: [*Phys. Rev. Lett.* **117**, no. 6, 069902 (2016)].
- [53] C. Liu, X. Feng, and S. He, *Int. J. Mod. Phys. A* **21**, 847 (2006).
- [54] M. Lage, U.-G. Meißner, and A. Rusetsky, *Phys. Lett. B* **681**, 439 (2009).
- [55] C. Morningstar, J. Bulava, B. Singha, R. Brett, J. Fallica, A. Hanlon, and B. Hz, *Nucl. Phys.*
B **924**, 477 (2017).
- [56] M. Döring, U. G. Meißner, E. Oset, and A. Rusetsky, *Eur. Phys. J. A* **47**, 139 (2011).
- [57] M. Döring and U. G. Meißner, *JHEP* **1201**, 009 (2012).

- [58] M. Döring, U. G. Meißner, E. Oset, and A. Rusetsky, *Eur. Phys. J. A* **48**, 114 (2012).
- [59] C. W. Andersen, J. Bulava, B. Hz, and C. Morningstar, *Phys. Rev. D* **97**, no. 1, 014506 (2018).
- [60] R. Brower, N. Christ, C. DeTar, R. Edwards, and P. Mackenzie, *EPJ Web Conf.* **175**, 09010 (2018).
- [61] D. J. Wilson, R. A. Briceno, J. J. Dudek, R. G. Edwards, and C. E. Thomas, *Phys. Rev. D* **92**, no. 9, 094502 (2015).
- [62] D. J. Wilson, J. J. Dudek, R. G. Edwards, and C. E. Thomas, *Phys. Rev. D* **91**, no. 5, 054008 (2015).
- [63] J. J. Dudek *et al.* [Hadron Spectrum Collaboration], *Phys. Rev. Lett.* **113**, no. 18, 182001 (2014).
- [64] R. A. Briceno, J. J. Dudek, R. G. Edwards, and D. J. Wilson, *Phys. Rev. D* **97**, no. 5, 054513 (2018).
- [65] R. A. Briceno, J. J. Dudek, R. G. Edwards, and D. J. Wilson, *Phys. Rev. Lett.* **118**, no. 2, 022002 (2017).
- [66] R. G. Edwards, J. J. Dudek, D. G. Richards, and S. J. Wallace, *Phys. Rev. D* **84**, 074508 (2011).
- [67] G. P. Engel *et al.* [BGR Collaboration], *Phys. Rev. D* **87**, no. 7, 074504 (2013).
- [68] J. J. Dudek and R. G. Edwards, *Phys. Rev. D* **85**, 054016 (2012).
- [69] R. G. Edwards *et al.* [Hadron Spectrum Collaboration], *Phys. Rev. D* **87**, no. 5, 054506 (2013).
- [70] R. Bellwied, S. Borsanyi, Z. Fodor, S. D. Katz, and C. Ratti, *Phys. Rev. Lett.* **111**, 202302 (2013).
- [71] S. Borsanyi *et al.* [Wuppertal-Budapest Collaboration], *JHEP* **1009**, 073 (2010).
- [72] A. Bazavov *et al.* [HotQCD Collaboration], *Phys. Rev. D* **90**, 094503 (2014).
- [73] M. Floris, *Nucl. Phys. A* **931**, 103 (2014).
- [74] L. Adamczyk *et al.* [STAR Collaboration], *Phys. Rev. Lett.* **112**, 032302 (2014).
- [75] L. Adamczyk *et al.* [STAR Collaboration], *Phys. Rev. Lett.* **113**, 092301 (2014).
- [76] P. Alba, W. Alberico, R. Bellwied, M. Bluhm, V. Mantovani Sarti, M. Nahrgang, and C. Ratti, *Phys. Lett. B* **738**, 305 (2014).
- [77] J. Adam *et al.* [ALICE Collaboration], *Nature Phys.* **13**, 535 (2017).
- [78] R. Dashen, S. K. Ma, and H. J. Bernstein, *Phys. Rev.* **187**, 345 (1969).

- [79] R. Venugopalan and M. Prakash, Nucl. Phys. A **546**, 718 (1992).
- [80] F. Karsch, K. Redlich, and A. Tawfik, Phys. Lett. B **571**, 67 (2003).
- [81] A. Tawfik, Phys. Rev. D **71**, 054502 (2005).
- [82] R. Hagedorn, Prog. Sci. Culture **1**, 395 (1976).
- [83] S. Capstick and N. Isgur, Phys. Rev. D **34**, 2809 (1986).
- [84] D. Ebert, R. N. Faustov, and V. O. Galkin, Phys. Rev. D **79**, 114029 (2009).
- [85] A. Majumder and B. Muller, Phys. Rev. Lett. **105**, 252002 (2010).
- [86] A. Bazavov *et al.*, Phys. Rev. Lett. **113**, no. 7, 072001 (2014).
- [87] P. Alba *et al.*, Phys. Rev. D **96**, no. 3, 034517 (2017).
- [88] M. M. Giannini and E. Santopinto, Chin. J. Phys. **53**, 020301 (2015).
- [89] C. Amsler *et al.* [Particle Data Group], Phys. Lett. B **667**, 1 (2008).
- [90] E. Santopinto and J. Ferretti, Phys. Rev. C **92**, no. 2, 025202 (2015).
- [91] The Durham HEP Reaction Data Databases (UK) (Durham HepData): <http://durpdg.dur.ac.uk/hepdata/reac.html> .
- [92] M. G. Albrow *et al.*, Nucl. Phys. B **23**, 509 (1970).
- [93] M. Albrow, in: *Workshop on Physics with Neutral Kaon Beam at JLab: mini-Proceedings*, arXiv:1604.02141 [hep-ph] (February, 2016), p. 5.
- [94] A. D. Brody *et al.*, Phys. Rev. Lett. **22**, 966 (1969).
- [95] S. D. Drell and M. Jacob, Phys. Rev. **138**, B1313 (1965).
- [96] W. J. Briscoe, I. I. Strakovsky, and R. L. Workman, Institute of Nuclear Studies of The George Washington University Database; <http://gwdac.phys.gwu.edu>.
- [97] G. Höhler and H. Schopper, Numerical Data And Functional Relationships In Science And Technology. Group I: Nuclear And Particle Physics. Vol. 9: Elastic And Charge Exchange Scattering Of Elementary Particles. B: Pion Nucleon Scattering. Pt. 2: Methods And Results Of Phenomenologic, (Landolt-Börnstein. New Series, I/9B2) (Springer, Berlin, Germany, 1983) 601 P.
- [98] R. A. Arndt, W. J. Briscoe, I. I. Strakovsky, and R. L. Workman, Phys. Rev. C **74**, 045205 (2006).
- [99] H. Zhang, J. Tulpan, M. Shrestha, and D. M. Manley, Phys. Rev. C **88**, no. 3, 035204 (2013).
- [100] H. Zhang, J. Tulpan, M. Shrestha, and D. M. Manley, Phys. Rev. C **88**, no. 3, 035205 (2013).

- [101] D. M. Manley, in: *Workshop on Physics with Neutral Kaon Beam at JLab: mini-Proceedings*, arXiv:1604.02141 [hep-ph] (February, 2016), p. 42.
- [102] J. K. Hassall *et al.*, Nucl. Phys. B **189**, 397 (1981).
- [103] H. Kamano, S. X. Nakamura, T.-S. H. Lee, and T. Sato, Phys. Rev. C **90**, no. 6, 065204 (2014).
- [104] H. Kamano, S. X. Nakamura, T.-S. H. Lee, and T. Sato, Phys. Rev. C **92**, no. 2, 025205 (2015); Erratum: [Phys. Rev. C **95**, no. 4, 049903 (2017)].
- [105] B. C. Jackson, Y. Oh, H. Haberzettl, and K. Nakayama, Phys. Rev. C **91**, no. 6, 065208 (2015).
- [106] Y. Ikeda, T. Hyodo, and W. Weise, Nucl. Phys. A **881**, 98 (2012).
- [107] Z. H. Guo and J. A. Oller, Phys. Rev. C **87**, no. 3, 035202 (2013).
- [108] A. Cieplý and J. Smejkal, Nucl. Phys. A **881**, 115 (2012).
- [109] M. Mai and U.-G. Meißner, Nucl. Phys. A **900**, 51 (2013).
- [110] P. C. Bruns, M. Mai, and U.-G. Meißner, Phys. Lett. B **697**, 254 (2011).
- [111] S. Godfrey and J. Napolitano, Rev. Mod. Phys. **71**, 1411 (1999).
- [112] S. Narison, Nucl. Phys. Proc. Suppl. **96**, 244 (2001).
- [113] R. J. Crewther and L. C. Tunstall, Phys. Rev. D **91**, no. 3, 034016 (2015).
- [114] V. Bernard, N. Kaiser, and U. G. Meißner, Nucl. Phys. B **357**, 129 (1991).
- [115] V. Bernard, N. Kaiser, and U. G. Meißner, Nucl. Phys. B **364**, 283 (1991).
- [116] V. Bernard, N. Kaiser, and U. G. Meißner, Phys. Rev. D **43**, 2757 (1991).
- [117] J. Bijnens, P. Dhonte, and P. Talavera, JHEP **0405**, 036 (2004).
- [118] Z. H. Guo and J. A. Oller, Phys. Rev. D **84**, 034005 (2011).
- [119] A. Dobado and J. R. Pelaez, Phys. Rev. D **47**, 4883 (1993).
- [120] A. Gomez Nicola and J. R. Pelaez, Phys. Rev. D **65**, 054009 (2002).
- [121] M. Jamin, J. A. Oller, and A. Pich, Nucl. Phys. B **587**, 331 (2000).
- [122] J. Nebreda and J. R. Pelaez., Phys. Rev. D **81**, 054035 (2010).
- [123] J. R. Pelaez, Phys. Rept. **658**, 1 (2016).
- [124] P. Büttiker, S. Descotes-Genon, and B. Moussallam, Eur. Phys. J. C **33**, 409 (2004).
- [125] J. R. Pelaez and A. Rodas, Phys. Rev. D **93**, no. 7, 074025 (2016).

- [126] J. R. Pelaez and A. Rodas, in preparation.
- [127] S. R. Beane et al., Phys. Rev. D **74**, 114503 (2006).
- [128] J. M. Flynn and J. Nieves, Phys. Rev. D **75**, 074024 (2007).
- [129] Z. Fu, Phys. Rev. D **85**, 074501 (2012).
- [130] K. Sasaki *et al.* [PACS-CS Collaboration], Phys. Rev. D **89**, no. 5, 054502 (2014).
- [131] R. L. Jaffe, Phys. Rev. D **15**, 267 (1977).
- [132] T. Barnes, Phys. Lett. **165B**, 434 (1985).
- [133] E. van Beveren, T. A. Rijken, K. Metzger, C. Dullemond, G. Rupp, and J. E. Ribeiro, Z. Phys. C **30**, 615 (1986).
- [134] J. A. Oller, E. Oset, and J. R. Pelaez, Phys. Rev. Lett. **80**, 3452 (1998); Phys. Rev. D **59**, 074001 (1999); Erratum: [Phys. Rev. D **60**, 099906 (1999)]; Erratum: [Phys. Rev. D **75**, 099903 (2007)].
- [135] D. Black, A. H. Fariborz, F. Sannino, and J. Schechter, Phys. Rev. D **58**, 054012 (1998); Phys. Rev. D **59**, 074026 (1999).
- [136] J. A. Oller and E. Oset, Phys. Rev. D **60**, 074023 (1999).
- [137] F. E. Close and N. A. Tornqvist, J. Phys. G **28**, R249 (2002).
- [138] J. R. Pelaez, Phys. Rev. Lett. **92**, 102001 (2004).
- [139] J. R. Pelaez, Mod. Phys. Lett. A **19**, 2879 (2004).
- [140] R. Jaffe and F. Wilczek, Eur. Phys. J. C **33**, S38 (2004).
- [141] J. R. Batley *et al.* [NA48-2 Collaboration], Eur. Phys. J. **C70**, 635-657 (2010).
- [142] P. Masjuan, J. Ruiz de Elvira, and J. J. Sanz-Cillero, Phys. Rev. D **90**, no. 9, 097901 (2014).
- [143] J. R. Pelaez, A. Rodas, and J. Ruiz de Elvira, Eur. Phys. J. C **77**, no. 2, 91 (2017).
- [144] S. M. Roy, Phys. Lett. **36B**, 353 (1971).
- [145] F. Steiner, Fortsch. Phys. **19**, 115 (1971).
- [146] D. Aston *et al.*, Nucl. Phys. B **292**, 693 (1987).
- [147] D. Aston *et al.*, Nucl. Phys. B **296**, 493 (1988).
- [148] B. R. Martin, D. Morgan, and G. Shaw, Pion Pion Interactions in Particle Physics (Academic press, London, 1976).

- [149] P. Estabrooks, R. K. Carnegie, A. D. Martin, W. M. Dunwoodie, T. A. Lasinski, and D. W. G. S. Leith, Nucl. Phys. B **133**, 490 (1978).
- [150] C. B. Lang, Fortsch. Phys. **26**, 509 (1978).
- [151] P. del Amo Sanchez *et al.* [BaBar Collaboration], Phys. Rev. D **83**, 072001 (2011).
- [152] D. Epifanov *et al.* [Belle Collaboration], Phys. Lett. B **654**, 65 (2007).
- [153] D. R. Boito, R. Escribano, and M. Jamin, JHEP **1009**, 031 (2010).
- [154] M. Antonelli *et al.* [FlaviaNet Working Group on Kaon Decays], Eur. Phys. J. C **69**, 399 (2010).
- [155] F. Niecknig and B. Kubis, JHEP **1510**, 142 (2015).
- [156] B. Adeva *et al.* [DIRAC Collaboration], Phys. Rev. D **96**, 052002 (2017).
- [157] C. B. Lang, L. Leskovec, D. Mohler, and S. Prelovsek, Phys. Rev. D **86**, 054508 (2012).
- [158] S. Prelovsek, L. Leskovec, C. B. Lang, and D. Mohler, Phys. Rev. D **88**, no. 5, 054508 (2013).
- [159] R. Yamartino *et al.*, Phys. Rev. D **10**, 9 (1974); Ph. D Thesis, SLAC Stanford University, 1974; SLAC-R-0177, SLAC-R-177, SLAC-0177, SLAC-177.
- [160] GlueX wiki: <https://halldweb.jlab.org/wiki/images/d/df/CollimatorElevationSept08.png> ; S. Worthington, private communication, 2018.
- [161] M. Bashkanov, D. P. Watts, N. Zachariou, E. Chudakov, M. Amaryan, J. Ritman, J. Stevens, and I. Strakovsky, Preprint GlueX-doc-3603, 2018.
- [162] F. Barbosa, C. Hutton, A. Sitnikov, A. Somov, S. Somov, and I. Tolstukhin, Nucl. Instrum. Meth. A **795**, 376 (2015).
- [163] J. Grames, private communication, April 2018.
- [164] R. Kazimi, private communication, April 2018.
- [165] D. Androic *et al.* [G0 Collaboration], Nucl. Instrum. Meth. A **646**, 59 (2011).
- [166] https://wiki.jlab.org/cuawiki/images/3/32/Sergey_Abrahamyan_WACS_NPS_2014_update.pdf
- [167] *Polarization observables in wide-angle Compton scattering at photon energies up to 8 GeV*, Spokespersons: B. Wojtsekhowski, S. Abrahamyan, and G. Niculescu [Neutral Particle Spectrometer Collaboration], JLab Proposal PR12–15–003, Newport News, VA, USA, 2015.
- [168] T. Horn, D. Day, P. Degtiarenko, R. Ent, D. Hamilton, D. Keller, C. Keppel, G. Niculescu, P. Reid, I. Strakovsky, B. Wojtsekhowski, and J. Zhang, Preprint GlueX-doc-36xx, 2018.
- [169] P. Degtyarenko and B. Wojtsekhowski, in: *Workshop on Physics with Neutral Kaon Beam at JLab: mini-Proceedings*, arXiv:1604.02141 [hep-ph] (February, 2016), p. 214.

- [170] I. I. Strakovsky, M. J. Amaryan, W. J. Briscoe, P. Degtyarenko, A. Somov, J. R. Stevens, and T. Whitlatch, Preprint GlueX-doc-3601, 2018.
- [171] We used a modified version of the Pythia package for the GlueX Collaboration at JLab Hall D, <http://home.thep.lu.se/torbjorn/Pythia.html> .
- [172] A. I. Titov and T. S. H. Lee, Phys. Rev. C **67**, 065205 (2003).
- [173] G. McClellan, N. B. Mistry, P. Mostek, H. Ogren, A. Osborne, J. Swartz, R. Talman, and G. Diambri-Palazzi, Phys. Rev. Lett. **26**, 1593 (1971).
- [174] A. I. Titov and B. Kampfer, Phys. Rev. C **76**, 035202 (2007).
- [175] T. Mibe *et al.* [CLAS Collaboration], Phys. Rev. C **76**, 052202 (2007).
- [176] G. W. Brandenburg *et al.*, Phys. Rev. D **7**, 708 (1973).
- [177] I. Larin, in: *Workshop on Physics with Neutral Kaon Beam at JLab: mini-Proceedings*, arXiv:1604.02141 [hep-ph] (February, 2016), p. 198.
- [178] T. Goorley *et al.*, Nucl. Tech. **180**, 298. (2012); <https://mcnp.lanl.gov/> .
- [179] L. Keller, private communication, 2015.
- [180] J. Allison *et al.*, Nucl. Instrum. Meth. A **835**, 186 (2016).
- [181] ICRP 116 Publication, *Conversion Coefficients for Radiological Protection Quantities for External Radiation Exposures*, Annals of the ICRP, **40**, No 2-5 (2010).
- [182] Y. Qiang, C. Zorn, F. Barbosa, and E. Smith, Nucl. Instrum. Meth. A **698**, 234 (2013).
- [183] E. Pooser, F. Barbosa, W. Boeglin, C. Hutton, M. Ito, M. Kamel, P. Khetarpal, A. LLo-dra, N. Sandoval, S. Taylor, C. Yero, T. Whitlatch, S. Worthington, and B. Zihlmann, to be submitted to Nucl. Instrum. Meth. A.
- [184] P. Degtiarenko, A. Fass, G. Kharashvili, and A. Somov, Preprint JLAB-TN-11-005, 2011.
- [185] T. D. Beattie *et al.*, Nucl. Instrum. Meth. A **896**, 24 (2018).
- [186] A. Somov, Preprint GlueX-doc-1646, 2011.
- [187] E. Pooser, Ph.D. Thesis, Florida International University (2016).
- [188] C. Keith, in: *Workshop on Physics with Neutral Kaon Beam at JLab: mini-Proceedings*, arXiv:1604.02141 [hep-ph] (February, 2016), p. 223.
- [189] D. Meekins, TGT-CALC-401-007: *Hall D Cryogenic Target: General calculations for relief of the LH₂ target*.
- [190] H. Seraydaryan *et al.* [CLAS Collaboration], Phys. Rev. C **89**, no. 5, 055206 (2014).
- [191] H. Al Ghouli *et al.* [GlueX Collaboration], AIP Conf. Proc. **1735**, 020001 (2016).

- [192] S. Taylor, in: *Workshop on Physics with Neutral Kaon Beam at JLab: mini-Proceedings*, arXiv:1604.02141 [hep-ph] (February, 2016), p. 205.
- [193] P. Capiluppi, G. Giacomelli, G. Mandrioli, A. M. Rossi, P. Serra-Lugaresi, and L. Zitelli, IFUB-81-25.
- [194] D. A. Sharov, V. L. Korotkikh, and D. E. Lanskoy, *Eur. Phys. J. A* **47**, 109 (2011).
- [195] S. F. Biagi *et al.*, *Z. Phys. C* **34**, 175 (1987).
- [196] C. M. Jenkins *et al.*, *Phys. Rev. Lett.* **51**, 951 (1983).
- [197] J. C. M. Armitage *et al.*, *Nucl. Phys. B* **123**, 11 (1977).
- [198] D. Cline, J. Penn, and D. D. Reeder, *Nucl. Phys. B* **22**, 247 (1970).
- [199] P. Bajllon *et al.*, *Nucl. Phys. B* **134**, 31 (1978).
- [200] *Pion photoproduction from a polarized target*, Spokespersons: N. Benmouna, W. J. Briscoe, I. I. Strakovsky, S. Strauch, and G. V. O'Rially [CLAS Collaborations], JLab Proposal E-03-105, Newport News, VA, USA, 2003.
- [201] I. G. Alekseev *et al.* [EPECUR Collaboration], *Phys. Rev. C* **91**, no. 2, 025205 (2015).
- [202] A. V. Anisovich and A. V. Sarantsev, *Phys. Lett. B* **413**, 137 (1997).
- [203] J. A. Oller and E. Oset, *Nucl. Phys. A* **620**, 438 (1997); Erratum: [*Nucl. Phys. A* **652**, 407 (1999)].
- [204] C. Cawfield *et al.* [CLEO Collaboration], *Phys. Rev. D* **74**, 031108 (2006).
- [205] R. Delbourgo and M. D. Scadron, *Int. J. Mod. Phys. A* **13**, 657 (1998).
- [206] M. D. Scadron, F. Kleefeld, G. Rupp, and E. van Beveren, *Nucl. Phys. A* **724**, 391 (2003).
- [207] Z. Y. Zhou and H. Q. Zheng, *Nucl. Phys. A* **775**, 212 (2006).
- [208] E. M. Aitala *et al.* [E791 Collaboration], *Phys. Rev. Lett.* **89**, 121801 (2002).
- [209] J. Z. Bai *et al.* [BES Collaboration], hep-ex/0304001.
- [210] J. H. Friedman and R. R. Ross, *Phys. Rev. Lett.* **16**, 485 (1966).
- [211] G. V. Dass and C. D. Froggatt, *Nucl. Phys. B* **10**, 151 (1969).
- [212] G. V. Dass and C. D. Froggatt, *Nucl. Phys. B* **19**, 611 (1970).
- [213] F. Schweingruber *et al.*, *Phys. Rev.* **166**, 1317 (1968).
- [214] S. Toaff *et al.*, *Phys. Rev. D* **23**, 1500 (1981).
- [215] M. Aderholz *et al.*, *Nucl. Phys. B* **5**, 567 (1968).

- [216] S. Goldhaber *et al.* Phys. Rev. Lett. **15** 737 (1965).
- [217] A. G. Clark, L. Lyons, and D. Radojicic, Nucl. Phys. B **54**, 432 (1973).
- [218] M. Aguilar-Benitez, R. L. Eisner, and J. B. Kinson, Phys. Rev. D **4**, 2583 (1971).
- [219] R. Engelmann, B. Musgrave, F. Schweingruber, H. Yuta, B. Forman, N. Gelfand, and H. Schulz, Phys. Rev. D **5**, 2162 (1972).
- [220] V. Bernard, JHEP **1406**, 082 (2014).
- [221] G. Bonvicini *et al.* [CLEO Collaboration], Phys. Rev. D **78**, 052001 (2008).
- [222] D. V. Bugg, Phys. Lett. B **572**, 1 (2003); Erratum: [Phys. Lett. B **595**, 556 (2004)]; Phys. Rev. D **81**, 014002 (2010).
- [223] J. Prevost *et al.* [Cern-Heidelberg-Saclay Collaboration], Nucl. Phys. B **69**, 246 (1974).
- [224] W. Cameron *et al.* [Rutherford-London Collaboration], Nucl. Phys. B **143**, 189 (1978).
- [225] J. Timmermans *et al.* [Amsterdam-CERN-Nijmegen-Oxford Collaboration], Nucl. Phys. B **112**, 77 (1976).
- [226] W. Cameron *et al.* [Rutherford-London Collaboration], Nucl. Phys. B **131**, 399 (1977).
- [227] S. Ceci, M. Döring, C. Hanhart, S. Krewald, U.-G. Meißner, and A. Švarc, Phys. Rev. C **84**, 015205 (2011).
- [228] V. D. Burkert *et al.*, arXiv:1412.0241 [nucl-ex].
- [229] A. Mueller- Groeling, K. Holinde, and J. Speth, Nucl. Phys. A **513**, 557 (1990).
- [230] M. Mai, B. Hu, M. Döring, A. Pilloni, and A. Szczepaniak, Eur. Phys. J. A **53**, no. 9, 177 (2017).
- [231] A. V. Anisovich, R. Beck, E. Klempt, V. A. Nikonov, A. V. Sarantsev, and U. Thoma, Eur. Phys. J. A **48**, 15 (2012).
- [232] H. Osmanović *et al.*, Phys. Rev. C **97**, no. 1, 015207 (2018).
- [233] Y. Wunderlich, A. Švarc, R. L. Workman, L. Tiator, and R. Beck, Phys. Rev. C **96**, no. 6, 065202 (2017).
- [234] A. Švarc, Y. Wunderlich, H. Osmanović, M. Hadžimehmedović, R. Omerović, J. Stahov, V. Kashevarov, K. Nikonov, M. Ostrick, L. Tiator, and R. Workman, Phys. Rev. C **97**, no. 5, 054611 (2018).
- [235] G. Höhler, PiN Newslett. **1993**, no. 9, 1 (1993).
- [236] N. G. Kelkar and M. Nowakowski, Phys. Rev. A **78**, 012709 (2008); and references therein.
- [237] G. F. Chew and S. Mandelstam, Phys. Rev. **119**, 467 (1960).

- [238] S. Ceci, J. Stahov, A. Švarc, S. Watson, and B. Zauner, *Phys. Rev. D* **77**, 116007 (2008).
- [239] A. Švarc, M. Hadžimehmedović, H. Osmanović, J. Stahov, L. Tiator, and R. L. Workman, *Phys. Rev. C* **88**, no. 3, 035206 (2013).
- [240] A. Švarc, M. Hadžimehmedović, R. Omerović, H. Osmanović, and J. Stahov, *Phys. Rev. C* **89**, no. 4, 045205 (2014).
- [241] A. Švarc, M. Hadžimehmedović, H. Osmanović, J. Stahov, L. Tiator, and R. L. Workman, *Phys. Rev. C* **89**, no. 6, 065208 (2014).
- [242] A. Švarc, M. Hadžimehmedović, H. Osmanović, J. Stahov, and R. L. Workman, *Phys. Rev. C* **91**, no. 1, 015207 (2015).
- [243] A. Švarc, M. Hadžimehmedović, H. Osmanović, J. Stahov, L. Tiator, and R. L. Workman, *Phys. Lett. B* **755**, 452 (2016).
- [244] M. Hazewinkel: *Encyclopaedia of Mathematics* (Springer, 31. 8. 1990) Vol.6, pg. 251.
- [245] S. Ciulli and J. Fischer, *Nucl. Phys.* **24**, 465 (1961).
- [246] I. Ciulli, S. Ciulli, and J. Fisher, *Nuovo Cimento* **23**, 1129 (1962).
- [247] E. Pietarinen, *Nuovo Cim. A* **12**, 522 (1972).
- [248] E. Pietarinen, *Nucl. Phys. B* **107**, 21 (1976).
- [249] R. L. Workman, M. W. Paris, W. J. Briscoe, and I. I. Strakovsky, *Phys. Rev. C* **86**, 015202 (2012).
- [250] D. Rönchen *et al.*, *Eur. Phys. J. A* **49**, 44 (2013).
- [251] M. Döring, C. Hanhart, F. Huang, S. Krewald, U.-G. Meißner, and D. Rönchen, *Nucl. Phys. A* **851**, 58 (2011).
- [252] M. Döring, C. Hanhart, F. Huang, S. Krewald, and U.-G. Meißner, *Nucl. Phys. A* **829**, 170 (2009).
- [253] R. A. Arndt, I. I. Strakovsky, and R. L. Workman, *Phys. Rev. C* **68**, 042201 (2003); Erratum: [*Phys. Rev. C* **69**, 019901 (2004)];
- [254] Y. I. Azimov, R. A. Arndt, I. I. Strakovsky, and R. L. Workman, *Phys. Rev. C* **68**, 045204 (2003).
- [255] A. V. Anisovich, E. Klempt, V. A. Nikonov, A. V. Sarantsev, H. Schmieden, and U. Thoma, *Phys. Lett. B* **711**, 162 (2012).
- [256] R. Tibshirani, *J.R. Statist. Soc. B* **58**, 267 (1996).
- [257] T. Hasti, R. Tibshirani, and J. Friedman, *The Elements of Statistical Learning: Data Mining, Inference, and Prediction*, (Springer, 2009) 2nd ed.; E-book available at <http://statweb.stanford.edu/tibs/ElemStatLearn/index.html> .

- [258] T. Hastie, and R. Tibshiran, *An Introduction to Statistical Learning*, (Springer, 2015) 6th ed.; E-book available at <http://www-bcf.usc.edu/~gareth/ISL/> .
- [259] B. Guegan, J. Hardin, J. Stevens, and M. Williams, *JINST* **10**, no. 09, P09002 (2015).
- [260] J. Landay, M. Döring, C. Fernández-Ramírez, B. Hu, and R. Molina, *Phys. Rev. C* **95**, no. 1, 015203 (2017).
- [261] D. Agadjanov, M. Döring, M. Mai, U.-G. Meißner, and A. Rusetsky, *JHEP* **1606**, 043 (2016).
- [262] G. D’Agostini, *Nucl. Instrum. Meth. A* **346**, 306 (1994).
- [263] R. D. Ball *et al.* [NNPDF Collaboration], *JHEP* **1005**, 075 (2010).
- [264] L. Wilkinson and G.E. Dallal, *Technometrics* **23**, 377 (1981).
- [265] T. W. Anderson and D. A. Darling, *Annals of Mathematical Statistics* **23**, 193 (1952).
- [266] M. A. Stephens, *Journal of the American Statistical Association* **69**, 730 (1974).
- [267] M. Döring, J. Revier, D. Rönchen, and R. L. Workman, *Phys. Rev. C* **93**, no. 6, 065205 (2016).
- [268] Y. Valdau *et al.*, *Phys. Rev. C* **84**, 055207 (2011).
- [269] P. Adlarson *et al.* [WASA-at-COSY Collaboration], *Phys. Lett. B* **774**, 599 (2017).
- [270] *Project X Physics Study*, <https://indico.fnal.gov/event/projectxps12> .
- [271] S. D. Holmes *et al.*, arXiv:1306.5022 [physics.acc-ph].
- [272] A. S. Kronfeld *et al.*, arXiv:1306.5009 [hep-ex].
- [273] D. M. Asner *et al.*, arXiv:1306.5024 [physics.acc-ph].
- [274] C. Quigg, private communication, 2015.
- [275] B. Winstein *et al.*, *High precision, high intensity K^0 physics at the main injector*, FNAL LoI 0804, 1988.
- [276] *Summary of the Report from the Working Group for The External Expert Panel on the Radioactive Material Leak Accident at the Hadron Experimental Facility of J-PARC*; http://j-parc.jp/en/topics/HDAccident20130827_02.p
- [277] H. Fujioka *et al.*, arXiv:1706.07916 [nucl-ex].
- [278] H. Noumi *et al.*, *Charmed baryon spectroscopy experiment at J-PARC*, J-PARC Proposal E50, 2012.
- [279] M. Naruki, private communication, 2015.

- [280] K. Abe *et al.* [Belle Collaboration], Phys. Lett. B **524**, 33 (2002).
- [281] T. Lesiak *et al.* [Belle Collaboration], Phys. Lett. B **605**, 237 (2005); Erratum: [Phys. Lett. B **617**, 198 (2005)].
- [282] B. Aubert *et al.* [BaBar Collaboration], Phys. Rev. D **78**, 034008 (2008).
- [283] B. Aubert *et al.* [BaBar Collaboration], Phys. Rev. Lett. **97**, 112001 (2006).
- [284] B. Aubert *et al.* [BaBar Collaboration], Phys. Rev. Lett. **95**, 142003 (2005).
- [285] V. Ziegler, in: *Workshop on Physics with Neutral Kaon Beam at JLab: mini-Proceedings*, arXiv:1604.02141 [hep-ph] (February, 2016), p. 113.
- [286] M. F. M. Lutz *et al.* [PANDA Collaboration], arXiv:0903.3905 [hep-ex].
- [287] J. Ritman, invited talk at *Excited Hyperons in QCD Thermodynamics at Freeze-Out Workshop*, see Ref. [10].
- [288] S. Paul, private communication, 2016.
- [289] C. Adolph *et al.* [COMPASS Collaboration], Phys. Rev. D **95**, no. 3, 032004 (2017).
- [290] J. Goity, P. Huovinen, J. Ritman, and A. Tang, in: *Workshop on Excited Hyperons in QCD Thermodynamics at Freeze-Out: mini-Proceedings*, arXiv:1701.07346 [hep-ph], (November, 2016) p. 158.
- [291] A. W. Steiner, M. Prakash, J. M. Lattimer, and P. J. Ellis, Phys. Rept. **411**, 325 (2005).
- [292] C. J. Horowitz and J. Piekarewicz, Phys. Rev. Lett. **86**, 5647 (2001).
- [293] J. Xu, L. W. Chen, B. A. Li, and H. R. Ma, Astrophys. J. **697**, 1549 (2009).
- [294] A. W. Steiner, J. M. Lattimer, and E. F. Brown, Astrophys. J. **722**, 33 (2010).
- [295] B. G. Todd-Rutel and J. Piekarewicz, Phys. Rev. Lett. **95**, 122501 (2005).
- [296] D. H. Wen, B. A. Li, and L. W. Chen, Phys. Rev. Lett. **103**, 211102 (2009).
- [297] S. J. Pollock and M. C. Welliver, Phys. Lett. B **464**, 177 (1999).
- [298] M. B. Tsang *et al.*, Phys. Rev. C **86**, 015803 (2012).
- [299] K. Hebeler, J. M. Lattimer, C. J. Pethick, and A. Schwenk, Phys. Rev. Lett. **105**, 161102 (2010).
- [300] M. Centelles, X. Roca-Maza, X. Vinas, and M. Warda, Phys. Rev. Lett. **102**, 122502 (2009).
- [301] A. Carbone, G. Colo, A. Bracco, L. G. Cao, P. F. Bortignon, F. Camera, and O. Wieland, Phys. Rev. C **81**, 041301 (2010).
- [302] L. W. Chen, C. M. Ko, B. A. Li, and J. Xu, Phys. Rev. C **82**, 024321 (2010).

- [303] A. Tamii *et al.*, Phys. Rev. Lett. **107**, 062502 (2011).
- [304] B. A. Li, L. W. Chen, and C. M. Ko, Phys. Rept. **464**, 113 (2008).
- [305] M. B. Tsang, Y. Zhang, P. Danielewicz, M. Famiano, Z. Li, W. G. Lynch, and A. W. Steiner, Phys. Rev. Lett. **102**, 122701 (2009).